


WIRING DUCT




SERIES WD PRODUCT PROFILE

c3controls **Wiring Duct** includes a variety of styles, options, and accessories to simplify and increase the speed of your wiring and cable management, bringing you more control over your wiring productivity, reducing your installation costs, and providing you with the most attractive and organized control panels in the industry.



FEATURES AND BENEFITS

- Wide variety of sizes to meet your wiring capacity needs:
 - Widths from 25mm (0.98") to 150mm (5.90")
 - Heights from 30mm (1.18") to 100mm (3.94")
 - Up to 21 width/height combinations in each slot type
- Non-flammable (UL94 V-0), rigid PVC won't warp, peel, chip, crack, or become brittle, and resists oil, salt solutions, and fungus for superior performance in even the most demanding industrial environments.
- Flush side-wall and duct provide increased wire capacity and a pleasing, finished look.
- Restricted slot design ensures that wires are held in place, even when the cover is not installed.
- Embossed mounting holes accept mounting inserts for installing smaller wiring duct inside larger wiring duct. Mounting inserts can be installed even after the wiring duct is secured to the panel, making it easy and saving you installation time.
- Mounting hole patterns with elongated slots comply with DIN 43659 for global installation flexibility.



ADVANTAGES

Fast Wiring

- The V-shaped slot lead-in makes wire insertion fast and easy.

Convenience

- Snap-off, side wall fingers are scored to easily enlarge slots for any size wire or wire bundle. No tool is required to "snap off" fingers, and scoring ensures clean break-offs, eliminating sharp edges.
- Optional adhesive backing allows you to *temporarily* stick your wiring duct where you want it on the panel before you *permanently* mount it. Just position, press, *then* drill and tap.

Customization

- Three slot types are available to meet your capacity and flexibility needs:
 - Narrow slot – smaller fingers for more precise wiring
 - Wide slot – larger slots for bigger wires and bundles
 - Unslotted – to restrict wire access for extra security

Durability

- Interlocking, non-slip cover prevents sliding, even in high vibration applications.

Reduced Inventory

- Smaller standard package quantities, bringing you more control over your inventory.

Easy Identification

- Complete catalog number and dimensions printed on the side of the duct for quick identification and utilization.

LIFETIME WARRANTY **SAME-DAY SHIPPING** **ADVANTAGE PRICING**

c3controls[®]

PO Box 496 • Beaver, PA 15009
724.775.7926 • www.c3controls.com



WIRING DUCT

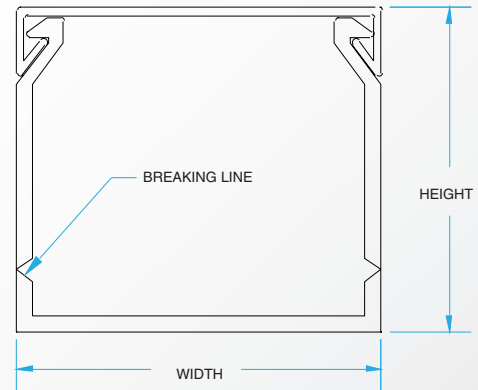
SPECIFICATIONS

GENERAL			
	UNITS		
Materials			
Wiring Duct		Rigid, Self-Extinguishing PVC	
Wiring Duct Covers		Rigid, Self-Extinguishing PVC	
Mounting Inserts		Nylon 66	
Cable Tie Attachments		Nylon 6 - Glass Filled	
Nylon Rivets		Nylon 66	
Wire Retainers		Nylon 6	
Name Plates		Nylon 6	
Mounting Clips		Nylon 6	
Continuous Use Temperature		+5° F to +140° F (-15° C to +60° C)	
Flammability		UL94 V-0	
Standard Wiring Duct & Cover Length		2 meters (6' - 6.75')	
Standard Unit		Wiring duct complete with cover	
MATERIAL PROPERTY			
	UNITS	STANDARD	VALUE
Tensile Strength at Break	kg/cm ²	ASTM D838	> 390
Tensile Modulus	kg/cm ²	ASTM D638	13,500
Flexural Strength	kg/cm ²	ASTM D790	550
Compressive Strength	kg/cm ²	ASTM D695	1190
Izod Impact Strength	kg-cm/cm	ASTM D256	7.0
Hardness - Shore D	—	ASTM D2240	75 - 80
HDT at 4.6 kg/cm ²	°C	ASTM D648	85
Vicat Softening Point at 5 kg Load	°C	ASTM D1525	85
Co-efficient of Linear Thermal Expansion	°C	ASTM D696	4.6 x 10 ⁻⁵
Flammability	—	UL94	V-0
Glow Wire Test (2mm)	°C	IEC 695-2-1	960
Limiting Oxygen Index	%	ASTM D2863	48.0
Specific Gravity	—	ASTM D792	1.48
Water Absorption	%	ASTM D570	0.05
Power Factor	—	ASTM D150	0.018
Dielectric Constant	—	ASTM D150	2.5
Dielectric Strength	kV/mm	ASTM D149	13
Surface Resistivity	Ohm	ASTM D257	1.29 x 10 ¹⁵
Volume Resistivity	Ohm-cm	ASTM D257	3.21 x 10 ¹⁶
Lead Content	ppm	Directive 2002/95/EC (IEC 61321)	< 500
Cadmium Content	ppm	Directive 2002/95/EC (IEC 61321)	< 50
ROHS COMPLIANCE For RoHS compliance documentation by product, refer to www.c3controls.com .			

For wire fill capacity of electrical conductors and data cables, refer to www.c3controls.com.

DIMENSIONS

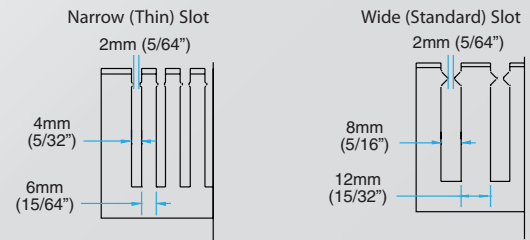
Wiring Duct and Cover



WIRING DUCT AND COVER DIMENSIONS

DIMENSION CODE	WIDTH (MM)	HEIGHT (MM)	WIDTH (INCHES)	HEIGHT (INCHES)
25X30	25	30	0.98	1.18
25X40	25	40	0.98	1.57
25X60	25	60	0.98	2.36
25X80	25	80	0.98	3.15
25X100	25	100	0.98	3.94
40X40	40	40	1.57	1.57
40X60	40	60	1.57	2.36
40X80	40	80	1.57	3.15
40X100	40	100	1.57	3.94
60X40	60	40	2.36	1.57
60X60	60	60	2.36	2.36
60X80	60	80	2.36	3.15
60X100	60	100	2.36	3.94
80X40	80	40	3.15	1.57
80X60	80	60	3.15	2.36
80X80	80	80	3.15	3.15
80X100	80	100	3.15	3.94
100X60	100	60	3.94	2.36
100X80	100	80	3.94	3.15
100X100	100	100	3.94	3.94
150X100	150	100	5.90	3.94

Slots



CERTIFICATIONS

Conformity to Standards:

UL 1565
 CSA C22.2 No. 18.5-02
 IEC 61084-2-1

Certifications:

UL File #: E330184 (Guide Z0D22, Z0D28)
 CE Marked (per EU Low Voltage Directive 2006/95/EC and RoHS Directive 2011/65/EU)



Visit c3controls.com to download product certifications.



REVISION 03.03.2014



Copyright © 2014 c3controls. All Rights Reserved.