

CONNECT ^{AIR}

GENUINE CABLE GROUP

CATALOG, VOL. 12



WAREHOUSE/BRANCH LOCATIONS

Anaheim, CA
Atlanta, GA
Boston, MA
Chesapeake, VA
Houston, TX
Phoenix, AZ
Portland, OR
San Diego, CA
Seattle, WA
Tracy, CA
Vancouver, BC

SEATTLE/CORPORATE HEADQUARTERS

4240 'B' Street NW, Auburn, WA 98001
Phone: (253) 813-5599 | Fax: (253) 813-5699
email: Sales@Connect-Air.com

TOLL FREE: (800) 247-1978

Connect-Air.com

SOUND/SECURITY
FIRE ALARM/LIFE SAFETY
TEMPERATURE CONTROLS
COAXIAL

DATACOM
HARDWARE
FIBER OPTIC
SPECIAL APPLICATION



CONNECT-AIR, GENUINE CABLE GROUP



Connect-Air, part of the Genuine Cable Group, was established in 1978 as a manufacturer of cable assemblies and a distributor of low voltage wire and cable. EIS, Inc., part of GPC, a Fortune 200 Company, acquired Connect-Air in April of 2015.

Inventoried cables are designed to support Security, Fire/Life Safety, Temperature Controls, Building Automation, and Datacom applications. Connect-Air supports customers and OEMs from eleven strategically located warehouse/sales locations. Connect-Air ships cables to all 50 states and 23 countries around the world. It maintains extensive inventories of low voltage wire and cable in all locations. Connect-Air is headquartered in Seattle, Washington.



Leading the way for new product development...

In the early 1990's, Connect-Air established itself as a leader in the OEM, HVAC/Control industry by working with engineers from Trane, Echelon, Alerton, Johnson Controls, Phoenix Controls, Reliable Controls, TCS Basys and Trend Controls to design, develop, and promote cables specifically for their BAS Systems.

Throughout the years our product lines expanded to include fire alarm cables. We now offer mid-capacitance cables for today's sophisticated data based systems and 2-hour rated circuit integrity cables designed to protect life and limb in a catastrophic situation.

As security has become an increased presence in our lives, the market for security cables has also changed. Door access controls, card readers and video security are now commonplace and Connect-Air has cables for every application.

With 11 stocking locations and a variety of manufacturing options, Connect-Air continues to be a leading supplier of standard and custom cables for HVAC/control, fire alarm/life safety, access control and industrial applications. Our knowledgeable and experienced sales staff can assist you with your specific needs:

- Custom constructions
- Custom conductor
- Jacket colors
- Custom jacket print

Connect-Air receives hundreds of inquiries each year from new integrators, contractors and OEMs. Whether your requirement is 1,000 feet or 100,000 feet we can find a cable that will work for you.

Our cables are made in the USA and RoHS compliant. We take pride in our association with companies and projects that are LEED certified.



From The Staff

Connect-Air believes that service, integrity and quality products combine to create a relationship that is invaluable in a competitive marketplace. We provide a personal touch, product knowledge and a commitment to understanding our customers' needs, whether it is stocking customer specific products, supplying custom cables, or offering special handling. Call us!

Connect-Air is part of the Genuine Cable Group.



Please contact your inside sales representative for specials and items not in this catalog. Ask about custom colors and packaging options.

PACKAGING OPTIONS

- Spools
- Pull boxes
- RIBs (Reel in a Box)

JACKET COLORS

- Variety of colors
- Variety of stripes

EDI COMPATIBLE

NO MINIMUM ORDER AMOUNT

The information contained in this catalog is derived from many sources including numerous third-party manufacturers and suppliers over which Connect-Air has no control. No effort has been made to continually verify independently the original or continued accuracy of such information. Connect-Air does not warrant, or in any manner assume responsibility for, the accuracy of the product pictures, descriptions, dimensions, characteristics, capabilities, uses or similar information contained here in. Also, all such information is subject to change from time to time and the Company assumed no responsibility for revising the catalog to reflect such changes. Accordingly, the availability and suitability for specific products for their intended purpose should be confirmed at the time of order and the conformity of all products to order specifications should be verified at the time of delivery.

All information in this catalog is presented solely as a guide to product selection and is believed to be reliable. All printing errors are subject to correction in subsequent releases of this catalog. Although Connect-Air has taken precautions to ensure the accuracy of the product specifications at the time of publication, the specifications of all products contained here in are subject to change without notice. Portions of this catalog provided by and reprinted with the permission of General Cable Corp.

TABLE OF CONTENTS

SOUND & SECURITY

MULTI-CONDUCTOR:

Unshielded, Riser	4
Shielded, Riser	5
Unshielded, Plenum	6
Shielded, Plenum.....	7

MULTI-PAIRED:

Foil Shield	8
Individually Foil Shielded	8

CCTV Coaxial, TV Camera & Video Surveillance	9
--	---

Access Controls	10
-----------------------	----

FIRE ALARM/LIFE SAFETY

MULTI-CONDUCTOR:

Unshielded, Non-Plenum (FLPR)	11
Shielded, Non-Plenum (FLPR)	11

MID-CAPACITANCE:

Shielded, Non-Plenum (FPL).....	12
Unshielded, Non-Plenum (FPL)	12

MULTI-CONDUCTOR:

Shielded, Direct Burial.....	13
Unshielded, Direct Burial.....	13

Type MC (FPLP/MC 300V/600V).....	14
----------------------------------	----

Type CI and CIC.....	14
----------------------	----

Unshielded, Plenum (FPLP)	15
---------------------------------	----

Shielded, Plenum (FPLP)	15
-------------------------------	----

MID-CAPACITANCE:

Shielded, Plenum (FPLP)	16
-------------------------------	----

Unshielded, Plenum (FPLP).....	16
--------------------------------	----

FIBER OPTICS

Fiber Optics.....	17
-------------------	----

TEMPERATURE CONTROLS

MULTI-CONDUCTOR:

Unshielded, Riser	18
-------------------------	----

Shielded, Riser	19
-----------------------	----

Unshielded, Plenum	20
--------------------------	----

Shielded, Plenum.....	21
-----------------------	----

SPECIAL APPLICATIONS

Special Applications for Building Application	22
---	----

TRAY CABLE:

Shielded	24
----------------	----

Unshielded.....	25
-----------------	----

COAXIAL

Non-Plenum	26
------------------	----

Plenum	27
--------------	----

DATACOM

Non-Plenum	28
------------------	----

Direct Burial.....	28
--------------------	----

Plenum	28
--------------	----

HARDWARE

Cooper Wheelock Hardware	29
--------------------------------	----

Fire-Lite Hardware.....	30
-------------------------	----

Aiphone Hardware.....	31
-----------------------	----

CROSS REFERENCE

Belden Part Numbers.....	32
--------------------------	----

West Penn Part Numbers.....	33
-----------------------------	----

CA Part Number Index	34
----------------------------	----

SOUND & SECURITY

FIRE ALARM/LIFE SAFETY

FIBER OPTICS

TEMP. CONTROL

SPECIAL APPLICATION

COAXIAL

DATACOM

HARDWARE

CROSS REFERENCE

Multi-Conductor, Unshielded, Riser NEC Type CMR and/or CL3R



Product Construction

CONDUCTOR:

- Stranded bare copper per ASTM B-3, B-8 and B-286

INSULATION:

- Premium grade color coded S-R PVC

JACKET:

- Premium grade gray PVC
- Sequential footage markings to facilitate installation
- Suitable for use from - 20°C to + 75°C
- Includes ripcord

APPLICATIONS:

- Power limited control circuits
- Wiring of the following systems:
 - Intercom
 - Security
 - Audio
 - Background music
- Suggested voltage rating: 300 volts

COMPLIANCES:

- NEC Article 725 Type CL3R (UL: 75°C, 150V)
- NEC Article 800 Type CMR (UL: 75°C, 300V)

PACKAGING:

- 1000' (305m) Pull-Pac® Cartons
- 1000' (305m) Spools or Reels
- Other put-ups available—consult Customer Service

PART NUMBER	NO. OF COND.	AWG. SIZE	COND. STRAND	NOM. INSUL. THICKNESS		NOM. JACKET WALL		NOMINAL O.D.	WEIGHT POUNDS
				INCHES	MM	INCHES	MM		
22 AWG CONDUCTORS									
W221P-1052	2	22	7/30	0.008	0.20	0.015	0.38	0.122	9 lbs.
W223C-1193	3	22	7/30	0.008	0.20	0.015	0.38	0.129	11 lbs.
W224C-1108	4	22	7/30	0.008	0.20	0.015	0.38	0.156	14 lbs.
W226C-1024	6	22	7/30	0.008	0.20	0.015	0.38	0.164	22 lbs.
W228C-1906	8	22	7/30	0.008	0.20	0.015	0.38	0.180	26 lbs.
W2210C-1149	10	22	7/30	0.008	0.20	0.015	0.38	0.212	36 lbs.
W2212C-1286	12	22	7/30	0.008	0.20	0.015	0.38	0.219	42 lbs.
20 AWG CONDUCTORS									
W201P-1014	2	20	7/28	0.007	0.20	0.015	0.38	0.134	11 lbs.
W203C-1076	3	20	7/28	0.008	0.20	0.015	0.38	0.134	16 lbs.
W204C-1129	4	20	7/28	0.008	0.20	0.015	0.38	0.142	20 lbs.
18 AWG CONDUCTORS									
W181P-1002	2	18	7/26	0.009	0.23	0.015	0.38	0.156	17 lbs.
W183C-1045	3	18	7/26	0.009	0.23	0.015	0.38	0.166	23 lbs.
W184C-1037	4	18	7/26	0.009	0.23	0.015	0.38	0.187	30 lbs.
W186C-1049	6	18	7/26	0.009	0.23	0.015	0.38	0.225	37 lbs.
W188C-1041	8	18	7/26	0.009	0.23	0.015	0.38	0.245	44 lbs.
W1812C-1236	12	18	7/26	0.009	0.23	0.015	0.38	0.291	76 lbs.
16 AWG CONDUCTORS									
W161P-1031	2	16	19/.0117	0.009	0.25	0.015	0.38	0.178	25 lbs.
W163C-1904	3	16	19/.0117	0.009	0.25	0.015	0.38	0.193	35 lbs.
W164C-1123	4	16	19/.0117	0.009	0.25	0.015	0.38	0.209	45 lbs.
14 AWG CONDUCTORS									
W141P-1081*	2	14	19/.0147	0.013	0.33	0.015	0.38	0.224	38 lbs.
W144C-1109*	4	14	19/.0147	0.013	0.33	0.015	0.38	0.264	100 lbs.
12 AWG CONDUCTORS									
W121P-1058*	2	12	19/.0185	0.013	0.33	0.015	0.38	0.260	56 lbs.

* NEC CL3R only



Color Code Chart

NO. OF COND.	COLOR	NO. OF COND.	COLOR
1	Black	7	Orange
2	Red	8	Yellow
3	White	9	Violet
4	Green	10	Gray
5	Brown	11	Pink
6	Blue	12	Tan



Multi-Conductor, Shielded, Riser

NEC Type CMR and/or CL3R



PART NUMBER	NO. OF COND.	AWG. SIZE	COND. STRAND	NOM. INSUL. THICKNESS		NOM. JACKET WALL		NOMINAL O.D.	WEIGHT POUNDS
				INCHES	MM	INCHES	MM		
22 AWG CONDUCTORS									
W221P-1001	2	22	7/30	0.008	0.20	0.015	0.38	0.132	11 lbs.
W223C-1097	3	22	7/30	0.008	0.20	0.015	0.38	0.135	14 lbs.
W224C-1005	4	22	7/30	0.008	0.20	0.015	0.38	0.147	17 lbs.
W226C-1042	6	22	7/30	0.008	0.20	0.015	0.38	0.173	23 lbs.
W228C-1252	8	22	7/30	0.008	0.20	0.015	0.38	0.195	28 lbs.
W2210C-1451	10	22	7/30	0.008	0.20	0.015	0.38	0.218	34 lbs.
W2212C-1198	12	22	7/30	0.008	0.20	0.015	0.38	0.225	40 lbs.
20 AWG CONDUCTORS									
W201P-1069	2	20	7/28	0.008	0.20	0.015	0.38	0.142	11 lbs.
W203C-1019	3	20	7/28	0.008	0.20	0.015	0.38	0.151	18 lbs.
W204C-1207	4	20	7/28	0.008	0.20	0.015	0.38	0.171	23 lbs.
18 AWG CONDUCTORS									
W181P-1003	2	18	7/26	0.009	0.23	0.015	0.38	0.164	20 lbs.
W183C-1240	3	18	7/26	0.009	0.23	0.015	0.38	0.172	27 lbs.
W184C-1051	4	18	7/26	0.009	0.23	0.015	0.38	0.192	33 lbs.
W186C-1046	6	18	7/26	0.009	0.23	0.015	0.38	0.230	41 lbs.
W188C-1068	8	18	7/26	0.009	0.23	0.015	0.38	0.250	49 lbs.
W1810C-1003	10	18	7/26	0.009	0.23	0.015	0.38	0.287	64 lbs.
W1812C-1966	12	18	7/26	0.009	0.23	0.015	0.38	0.296	76 lbs.
16 AWG CONDUCTORS									
W161P-1010	2	16	19/.0117	0.010	0.25	0.015	0.38	0.189	25 lbs.
W163C-1469	3	16	19/.0117	0.010	0.25	0.015	0.38	0.198	38 lbs.
W164C-1953	4	16	19/.0117	0.010	0.25	0.015	0.38	0.219	49 lbs.
14 AWG CONDUCTORS									
W141P-1219*	2	14	19/.0147	0.013	0.33	0.015	0.38	0.245	42 lbs.
W144C-1971*	4	14	19/.0147	0.013	0.33	0.015	0.38	0.269	75 lbs.
12 AWG CONDUCTORS									
W121P-1377*	2	12	19/.0185	0.013	0.33	0.015	0.38	0.281	60 lbs.

* NEC CL3R only



Color Code Chart

NO. OF COND.	COLOR	NO. OF COND.	COLOR
1	Black	7	Orange
2	Red	8	Yellow
3	White	9	Violet
4	Green	10	Gray
5	Brown	11	Pink
6	Blue	12	Tan

Product Construction

CONDUCTOR:

- Stranded bare copper per ASTM B-3, B-8 and B-286

INSULATION:

- Premium grade color coded S-R PVC

SHIELD:

- Overall Flexfoil® polyester supported aluminum foil
- Stranded tinned copper drain wire

JACKET:

- Premium grade gray PVC
- Sequential footage markings to facilitate installation
- Suitable for use from - 20°C to +75°C
- Includes ripcord

APPLICATIONS:

- Power limited control circuits
- Wiring of the following systems:
 - Intercom
 - Security
 - Audio
 - Background music
- Suggested voltage rating: 300 volts

COMPLIANCES:

- NEC Article 725 Type CL3R (UL: 75°C, 150V)
- NEC Article 800 Type CMR (UL: 75°C, 300V)

PACKAGING:

- 1000' (305m) Pull-Pac® Cartons
- 1000' (305m) Spools or Reels
- Other put-ups available—consult Customer Service

CONNECT^{AIR}
GENUINE CABLE GROUP

Multi-Conductor, Unshielded, Plenum

NEC Type CMP and/or CL3P



PART NUMBER	NO. OF COND.	AWG. SIZE	COND. STRAND	NOM. INSUL. THICKNESS		NOM. JACKET WALL		NOMINAL O.D.	WEIGHT POUNDS
				INCHES	MM	INCHES	MM		
22 AWG CONDUCTORS									
W221P-2005	2	22	7/30	0.008	0.20	0.015	0.38	0.120	9 lbs.
W223C-2036	3	22	7/30	0.008	0.20	0.015	0.38	0.127	12 lbs.
W224C-2057	4	22	7/30	0.008	0.20	0.015	0.38	0.139	15 lbs.
W226C-2083	6	22	7/30	0.008	0.20	0.015	0.38	0.164	21 lbs.
W228C-2089	8	22	7/30	0.008	0.20	0.015	0.38	0.178	26 lbs.
W2212C-2235	12	22	7/30	0.008	0.20	0.015	0.38	0.205	38 lbs.
20 AWG CONDUCTORS									
W201P-2053	2	20	7/28	0.008	0.23	0.015	0.38	0.138	12 lbs.
W203C-2064	3	20	7/28	0.009	0.23	0.015	0.38	0.146	17 lbs.
W204C-2065	4	20	7/28	0.009	0.23	0.015	0.38	0.161	21 lbs.
18 AWG CONDUCTORS									
W181P-2051	2	18	7/26	0.008	0.20	0.015	0.38	0.156	17 lbs.
W183C-2052	3	18	7/26	0.008	0.20	0.015	0.38	0.166	25 lbs.
W184C-2099	4	18	7/26	0.008	0.20	0.015	0.38	0.187	32 lbs.
W186C-2054	6	18	7/26	0.008	0.23	0.015	0.38	0.216	47 lbs.
W188C-2046	8	18	7/26	0.008	0.23	0.015	0.38	0.235	61 lbs.
W1810C-2078	10	18	7/26	0.008	0.23	0.015	0.38	0.270	66 lbs.
W1812C-2148	12	18	7/26	0.008	0.23	0.015	0.38	0.279	83 lbs.
16 AWG CONDUCTORS									
W161P-2062	2	16	19/.0117	0.008	0.20	0.015	0.38	0.174	26 lbs.
W163C-2008	3	16	19/.0117	0.008	0.20	0.015	0.38	0.185	33 lbs.
W164C-2102	4	16	19/.0117	0.008	0.20	0.015	0.38	0.204	45 lbs.
14 AWG CONDUCTORS									
W141P-2013*	2	14	19/.0147	0.011	0.20	0.015	0.38	0.216	37 lbs.
W144C-2093*	4	14	19/.0147	0.011	0.20	0.015	0.38	0.255	68 lbs.
12 AWG CONDUCTORS									
W121P-2151*	2	12	19/.0185	0.011	0.20	0.015	0.38	0.252	52 lbs.
W124C-2271*	4	12	19/.0185	0.011	0.20	0.015	0.38	0.298	106 lbs.

* NEC CL3P only



Designed to Meet UL 910
(Test For Flame Propagation
& Smoke Density)
Underwriters Laboratories Inc.

Color Code Chart

NO. OF COND.	COLOR	NO. OF COND.	COLOR
1	Black	5	Brown
2	White	6	Blue
3	Red	7	Orange
4	Green	8	Yellow

Product Construction

CONDUCTOR:

- Stranded bare copper per ASTM B-3, B-8 and B-286

INSULATION:

- Premium grade color coded Plenum Rated PVC

JACKET:

- Premium grade Plenum Rated PVC
- Multiple jacket colors available – consult sales office
- Sequential footage markings to facilitate installation
- Suitable for use from -20°C to + 75°C
- Ripcord available—consult Customer Service for details

APPLICATIONS:

- Power limited control circuits
- Wiring of the following systems:
 - Intercom
 - Security
 - Audio
 - Background music
- Suggested voltage rating: 300 volts

COMPLIANCES:

- NEC Article 725 Type CL3P (UL: 75°C, 150V)
- NEC Article 800 Type CMP (UL: 75°C, 300V)

PACKAGING:

- 1000' (305m) Pull-Pac® Cartons
- 1000' (305m) Reels
- Other put-ups available—consult Customer Service



Multi-Conductor, Shielded, Plenum NEC Type CMP and/or CL3P



PART NUMBER	NO. OF COND.	AWG. SIZE	COND. STRAND	NOM. INSUL. THICKNESS		NOM. JACKET WALL		NOMINAL O.D.	WEIGHT POUNDS
				INCHES	MM	INCHES	MM		
22 AWG CONDUCTORS									
W221P-2044	2	22	7/30	0.008	0.20	0.015	0.38	0.128	13 lbs.
W223C-2144	3	22	7/30	0.008	0.20	0.015	0.38	0.131	16 lbs.
W224C-2020	4	22	7/30	0.008	0.20	0.015	0.38	0.147	19 lbs.
W226C-2077	6	22	7/30	0.008	0.20	0.015	0.38	0.173	24 lbs.
W228C-2032	8	22	7/30	0.008	0.20	0.015	0.38	0.184	28 lbs.
20 AWG CONDUCTORS									
W201P-2057	2	20	7/28	0.009	0.23	0.015	0.38	0.143	15 lbs.
W203C-2173	3	20	7/28	0.009	0.23	0.015	0.38	0.151	19 lbs.
W204C-2124	4	20	7/28	0.009	0.23	0.015	0.38	0.166	24 lbs.
18 AWG CONDUCTORS									
W181P-2040	2	18	7/26	0.008	0.20	0.015	0.38	0.164	21 lbs.
W183C-2058	3	18	7/26	0.008	0.20	0.015	0.38	0.169	28 lbs.
W184C-2059	4	18	7/26	0.008	0.20	0.015	0.38	0.185	36 lbs.
W186C-2055	6	18	7/26	0.009	0.23	0.015	0.38	0.231	51 lbs.
W188C-2030	8	18	7/26	0.009	0.23	0.015	0.38	0.252	60 lbs.
W1810C-2088	10	18	7/26	0.009	0.23	0.015	0.38	0.270	70 lbs.
W1812C-2145	12	18	7/26	0.009	0.23	0.015	0.38	0.279	85 lbs.
16 AWG CONDUCTORS									
W161P-2084	2	16	19/.0117	0.008	0.20	0.015	0.38	0.179	27 lbs.
W163C-2018	3	16	19/.0117	0.008	0.20	0.015	0.38	0.190	37 lbs.
W164C-2155	4	16	19/.0117	0.008	0.20	0.015	0.38	0.209	48 lbs.
14 AWG CONDUCTORS									
W141P-2087*	2	14	19/.0147	0.008	0.20	0.015	0.38	0.207	40 lbs.
W144C-2297*	4	14	19/.0147	0.008	0.20	0.015	0.38	0.260	75 lbs.
12 AWG CONDUCTORS									
W121P-2144*	2	12	19/.0185	0.008	0.20	0.015	0.38	0.244	55 lbs.
W124C-2273*	4	12	19/.0185	0.008	0.20	0.015	0.38	0.288	120 lbs.

* NEC CL3P only



Color Code Chart

NO. OF COND.	COLOR	NO. OF COND.	COLOR
1	Black	5	Brown
2	White	6	Blue
3	Red	7	Orange
4	Green	8	Yellow

Product Construction

CONDUCTOR:

- Stranded bare copper per ASTM B-3, B-8 and B-286

INSULATION:

- Premium grade color coded Plenum Rated PVC

SHIELD:

- Overall Flexfoil® polyester supported aluminum foil
- Stranded tinned copper drain wire

JACKET:

- Premium grade Plenum Rated PVC
- Multiple jacket colors available – consult sales office
- Sequential footage markings to facilitate installation
- Suitable for use from -20°C to + 75°C
- Ripcord available – consult Customer Service for details

APPLICATIONS:

- Power limited control circuits
- Wiring of the following systems:
 - Intercom
 - Security
 - Audio
 - Background music
- Suggested voltage rating: 300 volts

COMPLIANCES:

- NEC Article 725 Type CL3P (UL: 75°C, 150V)
- NEC Article 800 Type CMP (UL: 75°C, 300V)

PACKAGING:

- 1000' (305m) Pull-Pac® Cartons
- 1000' (305m) Reels
- Other put-ups available – consult Customer Service

CONNECT^{AIR}
GENUINE CABLE GROUP

Multi-Paired, Foil Shielded

NEC Type CMP (UL) c(UL) and /or CL2P



PART NUMBER	NO. OF PAIRS	AWG. SIZE	COND. STRAND	NOM. INSUL. THICKNESS		NOM. JACKET WALL		NOMINAL O.D.	WEIGHT POUNDS
				INCHES	MM	INCHES	MM		
22 AWG, CL2P, c(UL) 150 VOLTS									
W222P-2147	2	22	7/30	0.007	0.18	0.010	0.25	0.157	18 lbs.
W223P-2143	3	22	7/30	0.007	0.18	0.010	0.25	0.194	23 lbs.
W224P-2999	4	22	7/30	0.008	0.18	0.010	0.25	0.207	29 lbs.
W226P-2096	6	22	7/30	0.008	0.18	0.010	0.25	0.246	41 lbs.
18 AWG, CL2P/CMP, c(UL) 150 VOLTS									
W183P-2210	3	18	7/26	0.008	0.020	0.010	0.25	0.240	45 lbs.
W184P-2286	4	18	7/26	0.008	0.020	0.010	0.25	0.277	60 lbs.

Color Code Chart

NO. OF COND.	COLOR	NO. OF COND.	COLOR
1	Black with Red	4	Black with Blue
2	Black with White	5	Black with Yellow
3	Black with Green	6	Black with Brown

Multi-Paired, Individually Foil Shielded

NEC Type CMP (UL) c(UL)



PART NUMBER	NO. OF PAIRS	AWG. SIZE	COND. STRAND	NOM. INSUL. THICKNESS		NOM. JACKET WALL		NOMINAL O.D.	WEIGHT POUNDS	COLOR CODE
				INCHES	MM	INCHES	MM			
22 AWG, CL2P, c(UL) 150 VOLTS										
W222P-2009	2	22	7/30	0.006	0.15	0.010	0.25	0.147	17 lbs.	A
W223P-2150	3	22	7/30	0.006	0.15	0.010	0.25	0.184	31 lbs.	B
18 AWG, CL2P/CMP, c(UL) 150 VOLTS										
W182P-2147	2	18	7/26	0.010	0.020	0.010	0.25	0.205	23 lbs.	A
W183P-2213	3	18	7/26	0.010	0.020	0.010	0.25	0.277	42 lbs.	B

Color Code Chart

PAIR #	COLOR
A. 1	Black paired with Red
2	White paired with Green
PAIR #	COLOR
B. 1	Black paired with Red
2	Black paired with White
3	Black paired with Green



Product Construction

CONDUCTOR:

- 22 and 18 AWG fully annealed stranded tinned copper per ASTM B33 or stranded bare copper per ASTM B3

INSULATION:

- Premium grade, color coded Plenum Rated PVC
- Color code: see chart below

SHIELD:

- 100% Flexfoil® aluminum/polyester foil with 25% overlap, minimum
- Stranded tinned copper drain wire

JACKET:

- Plenum Rated PVC
- Temperature range: -20°C to +75°C
- Sequential footage marked to facilitate installation
- Ripcord available – consult Customer Service for details

APPLICATIONS:

- EIA RS-232 circuits
- Remote control circuits
- Process control and instrumentation
- Power limited control circuits
- Suggested voltage rating: 150 volts

COMPLIANCES:

- NEC Article 800 (UL: 75°C, 300V)
- NEC Article 725 (UL: 75°C, 150V)

PACKAGING:

- 1000' (305m) Reels
- Other put-ups available—consult Customer Service



CCTV Coaxial, TV Camera & Video Surveillance

Non-Plenum

PART NUMBER	AWG SIZE NOM. DCR	INSULATION MATERIAL		SHIELD COVERAGE	NOMINAL O.D.	NOM. CAPACITANCE	WEIGHT
		INCHES	MM		INCHES	PF/FT	POUNDS
WRG6-1832 +18 AWG Unshielded Pair UL CL2	18 AWG Solid BC Coax	Cellular Polyethylene		100% Flexfoil® +95% Tinned Copper Braid	Black PVC	16.20	65 lbs.
		0.177	4.50		0.270 x 0.493		
	18 AWG 7/26 Unshielded Pair	Premium PVC			0.010		
WRG59-1805 RG 59/U Type +18 AWG Unshielded Pair UL CL2	20 AWG Solid BC Coax	Cellular Polyethylene		95% Bare Copper Braid	Black PVC	16.20	64 lbs.
		0.144	3.66		0.242 x 0.460		
	18 AWG 7/26 Unshielded Pair	Premium PVC			0.010		
WRG59-1721 RG 59/U Type CCTV	20 AWG Solid BC Coax	Cellular Polyethylene		95% Bare Copper Braid	Black PVC	16.20	34 lbs.
		0.146	3.71		0.242		
	Low Smoke PVC						

Plenum

PART NUMBER	AWG SIZE NOM. DCR	INSULATION MATERIAL		SHIELD COVERAGE	NOMINAL O.D.	NOM. CAPACITANCE	WEIGHT
		INCHES	MM		INCHES	PF/FT	POUNDS
WRG6-2832 RG 6/U Type +18 AWG Unshielded Pair UL CL2P	18 AWG Solid BC Coax	Cellular FEP		95% Bare Copper Braid	Flexguard® PVC	16.30	52 lbs.
		0.170	0.432		0.230 x 0.400		
	18 AWG 7/26 Unshielded Pair	Halar			0.006		
WRG59-2805 RG 59/U Type +18 AWG Unshielded Pair UL CL2P	20 AWG Solid BC Coax	Cellular FEP		95% Bare Copper Braid	Flexguard® PVC	16.30	46 lbs.
		0.135	3.43		0.212 x 0.380		
	18 AWG 7/26 Unshielded Pair	Low Smoke PVC			0.006		
WRG59-2701 RG 59/U Type CCTV, UL, CL2P	20 Ga. Solid BC	Low Smoke PVC		95% BC Braid	Flexguard® PVC	16.50	38 lbs.
		0.145	3.68		Natural		
					0.212 x 0.380		



Video Over IP

Non-Plenum

PART NUMBER	NO. OF COND	CONST.	NOMINAL O.D.	WEIGHT
W24163P-1823 24/2pr Cat5e +16/2c Unsh CL2R/CMG	24 Ga. Solid BC	Round	0.185	34 lbs.
	16 Ga. Str BC			
W24163P-1823S 24/2pr Cat5e +16/2c Unsh CL2R	24 Ga. Solid BC	Siamese	.185 x .345	35 lbs.
	16 Ga. Str BC			

Plenum

PART NUMBER	NO. OF COND	CONST.	NOMINAL O.D.	WEIGHT
W24163P-2823 24/2pr Cat5e +16/2c Unsh CL2P	24 Ga. Solid BC	Round	0.42	35 lbs.
	16 Ga. Str BC			
W24163P-2823S 24/2pr Cat5e +16/2c Unsh CL2P	24 Ga. Solid BC	Siamese	.185 x .345	35 lbs.
	16 Ga. Str BC			

Product Construction

CONDUCTOR:

- Copper

INSULATION/CORE:

- Cellular polyethylene, Flexguard® PVC or Halar

SHIELD:

- Bare copper or tinned copper or aluminum braid
- Flexfoil® shield available

JACKET:

- Premium PVC or Plenum PVC

PACKAGING:

- 1000' (305 m) Reels
- Other put-ups available—consult Customer Service

APPLICATIONS:

- Suitable for RF signal transmission
- CATV
- DBS
- Drop cable
- Digital video

COMPLIANCES:

- As noted

PACKAGING:

- 1000' (305m) Spools

Product Construction

CONDUCTOR:

- Bare copper

INSULATION:

- Polyethylene or Low Smoke PVC

JACKET:

- PVC or Plenum

APPLICATIONS:

- Video Over IP

COMPLIANCES:

- ETL Listed to UL Standard 13

MAXIMUM VOLTAGE RATING:

- 300V

TEMPERATURE RATINGS:

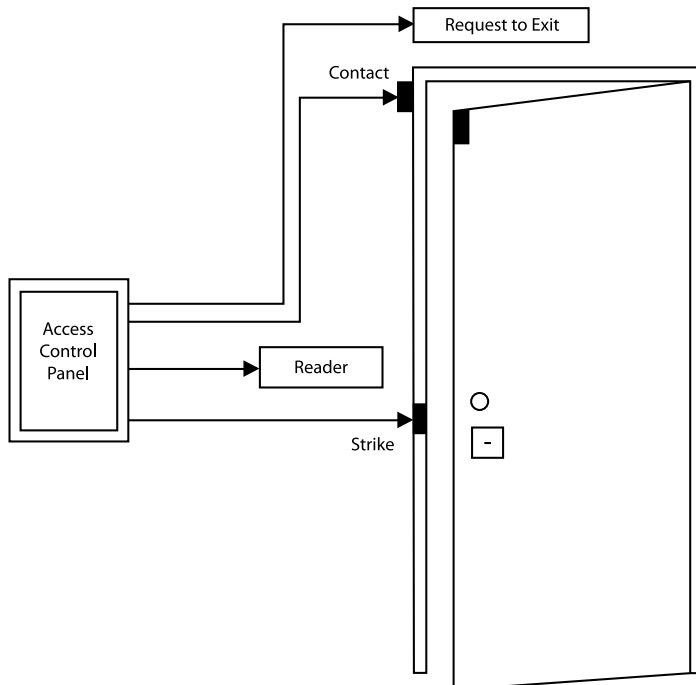
- -20°C to 60°C

Access Controls

NEC Type CM (UL) C(UL), CSA CMG, NEC Type CMP (UL) C(UL)



PART NUMBER	CONSTRUCTION	NEC TYPE	JACKET COLOR	NOM. O.D. INCHES	WEIGHT
WSECCOMP-1820	22/3PR SH, 18/4C SH, 22/4C SH, 22/1PR SH Each element jacketed and labelled by application	CMR	Yellow	0.435	120 lbs.
WSECCOMP-2812	22/2C SH, 22/3PR SH, 22/6C SH, 18/2C NS Each element jacketed	CMP	Yellow	0.425	95 lbs.
WSECCOMP-2813	22/6C SH, 22/4C SH, 22/2C SH, 18/4C SH Each element shielded	CMP	White	0.344	80 lbs.
WSECCOMP-2814	22/6C SH, 22/4C NS, 22/2C NS, 18/2C NS Each element jacketed	CMP	Blue	0.414	83 lbs.
WSECCOMP-2825	18/4C NS, 22/3PR SH, 22/2C NS, 22/4C NS Each element jacketed and labelled by application	CMP	Yellow	0.405	110 lbs.



Product Construction

CONDUCTOR:

- Stranded bare copper
- Grouped into elements

INSULATION:

- Premium grade color coded PVC or Plenum
- Color code: see chart below

SHIELD:

- 100% Flexfoil® aluminum/polyester foil stranded tinned copper drain wire each shielded group

JACKET:

- PVC or Plenum
- Temperature range: -20°C to + 75°C

APPLICATIONS:

- Access controls
- Suggested voltage rating: 300 volts

COMPLIANCES:

- NEC Article 800 Type CMR (UL: 75°C)

PACKAGING:

- 1000' (305m) Spools
- Other put-ups available – consult Customer Service



CONNECT^{AIR}
GENUINE CABLE GROUP

Multi-Conductor, Unshielded, Non-Plenum NEC Type FPLR



PART NUMBER	NO. OF COND.	AWG. SIZE	COND. STRAND	NOM. INSUL. THICKNESS		NOM. JACKET WALL		NOMINAL O.D.	WEIGHT POUNDS
				INCHES	MM	INCHES	MM		
18 AWG CONDUCTORS									
W181P-1604	2	18	Solid	0.010	0.25	0.015	0.38	0.150	16 lbs.
W184C-1602	4	18	Solid	0.010	0.25	0.015	0.38	0.175	29 lbs.
W186C-1654	6	18	Solid	0.010	0.25	0.015	0.38	0.210	41 lbs.
W188C-1667	8	18	Solid	0.010	0.25	0.015	0.38	0.230	53 lbs.
16 AWG CONDUCTORS									
W161P-1601	2	16	Solid	0.010	0.25	0.015	0.38	0.172	23 lbs.
W164C-1614	4	16	Solid	0.010	0.25	0.015	0.38	0.202	42 lbs.
14 AWG CONDUCTORS									
W141P-1607	2	14	Solid	0.013	0.33	0.015	0.38	0.210	36 lbs.
W144C-1651	4	14	Solid	0.013	0.33	0.015	0.38	0.248	66 lbs.
12 AWG CONDUCTORS									
W121P-1624	2	12	Solid	0.013	0.33	0.015	0.38	0.244	53 lbs.
W124C-1656	4	12	Solid	0.013	0.33	0.015	0.38	0.288	99 lbs.



Color Code Chart

NO. OF COND.	COLOR	NO. OF COND.	COLOR
1	Black	5	Orange
2	Red	6	Yellow
3	Brown	7	Violet
4	Blue	8	Gray

Multi-Conductor, Shielded, Non-Plenum NEC Type FPLR



PART NUMBER	NO. OF COND.	AWG. SIZE	COND. STRAND	NOM. INSUL. THICKNESS		NOM. JACKET WALL		NOMINAL O.D.	WEIGHT POUNDS
				INCHES	MM	INCHES	MM		
18 AWG CONDUCTORS									
W181P-1603	2	18	Solid	0.010	0.25	0.015	0.38	0.158	19 lbs.
W184C-1605	4	18	Solid	0.010	0.25	0.015	0.38	0.183	32 lbs.
16 AWG CONDUCTORS									
W161P-1606	2	16	Solid	0.010	0.25	0.015	0.38	0.180	26 lbs.
W164C-1628	4	16	Solid	0.010	0.25	0.015	0.38	0.210	42 lbs.
14 AWG CONDUCTORS									
W141P-1600	2	14	Solid	0.013	0.33	0.015	0.38	0.218	41 lbs.
W144C-1650	4	14	Solid	0.013	0.33	0.015	0.38	0.253	76 lbs.
12 AWG CONDUCTORS									
W121P-1653	2	12	Solid	0.013	0.33	0.015	0.38	0.252	56 lbs.
W124C-1659	4	12	Solid	0.013	0.33	0.015	0.38	0.293	115 lbs.



Color Code Chart

NO. OF COND.	COLOR	NO. OF COND.	COLOR
1	Black	5	Orange
2	Red	6	Yellow
3	Brown	7	Violet
4	Blue	8	Gray

Product Construction

CONDUCTOR:

- Solid bare copper

INSULATION:

- Premium grade, color coded, S-R PVC

JACKET:

- Premium grade, Red PVC, other jacket colors may be available – consult sales office
- Suitable for use from 20°C to + 75°C
- Round constructions have sequential footage markings to facilitate installation
- Includes ripcord on round constructions

APPLICATIONS:

- Wiring of fire alarms
- Smoke detectors
- Voice communications
- Burglar alarms
- Fire protective circuits
- Suggested voltage rating: 300 volts

COMPLIANCES:

- UL Type FPLR (UL: 75°C, 300V)
- NEC Article 760
- California State Fire Marshall Approved
- Designed to meet UL 1666 Flame Test

PACKAGING:

- 1000' (305m) Reels
- Other put-ups available – consult Customer Service

Product Construction

CONDUCTOR:

- Solid bare copper

INSULATION:

- Premium grade, color coded, S-R PVC

SHIELD:

- Overall Flexfoil® polyester supported aluminum foil
- Stranded tinned copper drain wire

JACKET:

- Premium grade, Red PVC, other jacket colors may be available – consult sales office
- Suitable for use from 0°C to + 75°C
- Sequential footage markings to facilitate installation
- Includes ripcord

APPLICATIONS:

- Wiring of fire alarms
- Smoke alarms
- Voice communications
- Burglar alarms
- Fire protective circuits
- Suggested voltage rating: 300 volts

COMPLIANCES:

- UL Type FPLR (UL: 75°C, 300V)
- NEC Article 760
- California State Fire Marshall Approved
- Designed to Meet UL 1666 Flame Test

PACKAGING:

- 1000' (305m) Reels
- Other put-ups available – consult Customer Service

FIRE ALARM/
LIFE SAFETY

Mid-Capacitance, Shielded, Non-Plenum

NEC Type FPL for Microprocessor Controlled Systems



PART NUMBER	NO. OF COND.	AWG. SIZE	COND. STRAND	NOM. INSUL. THICKNESS		NOM. JACKET WALL		NOMINAL O.D.	NOMINAL PF/FT		WEIGHT POUNDS
				INCHES	MM	INCHES	MM		A*	B*	
W181P-1608	2	18	Solid	0.014	0.36	0.020	0.51	0.182	27.0	49.0	22 lbs.
W161P-1609	2	16	Solid	0.016	0.41	0.020	0.51	0.214	29.0	52.0	30 lbs.
W141P-1649	2	14	Solid	0.018	0.46	0.020	0.51	0.287	31.0	55.5	47 lbs.

*A - Capacitance between conductors

*B - Capacitance between one conductor and other conductors connected to shield

Color Code Chart

NO. OF COND.	COLOR
1	Black
2	Red
3	Brown
4	Blue



Product Construction

CONDUCTOR:

- Solid bare copper

INSULATION:

- Premium grade color coded polypropylene
- Color code: see chart below

SHIELD:

- 100% Flexfoil® aluminum/polyester, 25% overlap, minimum
- Stranded tinned copper drain wire

JACKET:

- PVC, red
- Temperature range: 0°C to + 60°C

APPLICATIONS:

- Addressable fire alarm systems
- Fire alarm systems
- Voice communications
- Smoke detectors
- Pull boxes
- Suggested voltage rating: 300 volts

COMPLIANCES:

- UL Type FPL (UL: 60°C, 300V)
- NEC Article 760
- California State Fire Marshall Approved
- Passes UL 70,000 BTU Vertical Tray Flame Test

PACKAGING:

- 1000' (30 m) reels
- Other put-ups available—consult Customer Service

Mid-Capacitance, Unshielded, Non-Plenum

NEC Type FPL for Microprocessor Controlled Systems



PART NUMBER	NO. OF COND.	AWG. SIZE	COND. STRAND	NOM. INSUL. THICKNESS		NOM. JACKET WALL		NOMINAL O.D.	NOM. C-C CAP. PF/FT*	WEIGHT POUNDS
				INCHES	MM	INCHES	MM			
W181P-1617	2	18	Solid	0.014	0.36	0.020	0.51	0.177	16.5	22 lbs.
W161P-1647	2	16	Solid	0.016	0.41	0.020	0.51	0.206	17.5	30 lbs.
W141P-1656	2	14	Solid	0.018	0.46	0.020	0.51	0.240	18.0	38 lbs.

Color Code Chart

NO. OF COND.	COLOR
1	Black
2	Red
3	Brown
4	Blue



Product Construction

CONDUCTOR:

- 18 thru 12 AWG fully annealed solid bare copper per ASTM B3

INSULATION:

- Premium grade color coded polypropylene
- Color code: see chart below

JACKET:

- PVC, red
- Temperature range: - 20°C to + 60°C

APPLICATIONS:

- Addressable fire alarm systems
- Fire alarm systems
- Voice communications
- Smoke detectors
- Pull boxes
- Suggested voltage rating: 300 volts

COMPLIANCES:

- UL Type FPL (UL: 60°C, 300V)
- NEC Article 760
- California State Fire Marshall Approved
- Passes UL 70,000 BTU Vertical Tray Flame Test

PACKAGING:

- 1000' (305m) Reels
- 500' (152m) Reels
- Other put-ups available—consult Customer Service

Multi-Conductor, Shielded, Direct Burial

NEC Type FPL / PLTC 300V



PART NUMBER	NO. OF COND.	AWG. SIZE	COND. STRAND	NOM. INSUL. THICKNESS		NOM. JACKET WALL		NOMINAL O.D.	WEIGHT POUNDS
				INCHES	MM	INCHES	MM		
W181P-1676	2	18	7/26	0.015	0.005	0.040	1.02	0.310	48 lbs.
W161P-1661	2	16	7/24	0.015	0.005	0.040	1.02	0.328	58 lbs.
W141P-1662	2	14	19/27	0.015	0.005	0.040	1.02	0.350	75 lbs.



Color Code Chart

NO. OF COND.	COLOR
1	Black
2	Red
3	Brown
4	Blue

Multi-Conductor, Unshielded, Direct Burial

NEC Type FPL / PLTC 300V



PART NUMBER	NO. OF COND.	AWG. SIZE	COND. STRAND	NOM. INSUL. THICKNESS		NOM. JACKET WALL		NOMINAL O.D.	WEIGHT POUNDS
				INCHES	MM	INCHES	MM		
W181P-1679	2	18	7/26	0.015	0.005	0.040	1.02	0.270	37 lbs.
W184C-1693	4	18	7/26	0.015	0.005	0.040	1.02	0.327	59 lbs.
W161P-1657	2	16	7/24	0.015	0.005	0.040	1.02	0.295	48 lbs.
W141P-1663	2	14	19/27	0.015	0.005	0.040	1.02	0.310	59 lbs.
W144C-1699	4	14	19/27	0.015	0.005	0.040	1.02	0.395	98 lbs.



Color Code Chart

NO. OF COND.	COLOR
1	Black
2	Red
3	Brown
4	Blue

Product Construction

CONDUCTOR:

- Stranded copper per ASTM B3

INSULATION:

- PVC with nylon
- Color code: see chart below

SHIELD:

- 100% Flexfoil® aluminum/polyester foil, 25% overlap, minimum
- Stranded tinned copper drain wire

JACKET:

- PVC, Black
- Temperature range: - 20°C to + 105°C dry locations, 75°C wet locations
- Includes ripcord

APPLICATIONS:

- Fire alarm systems
- Smoke detectors
- Fire protective circuits
- Burglar alarms
- Suggested voltage rating: 300 volts

COMPLIANCES:

- UL Type PLTC/FPLR (UL: 105°C, 300V)
- NEC Article 760
- California State Fire Marshall Approved

FEATURES:

- Sunlight and moisture resistant jacket
- Sequentially footage marked
- Water blocked construction

PACKAGING:

- 1000' (305m) Reels
- Other put-ups available—consult Customer Service

FIRE ALARM/
LIFE SAFETY

Product Construction

CONDUCTOR:

- Stranded bare copper

INSULATION:

- PVC with nylon
- Color code: see chart below

JACKET:

- PVC, Black
- Temperature range: - 20°C to + 105°C dry locations, 75°C wet locations
- Includes ripcord

APPLICATIONS:

- Fire alarm systems
- Voice communications
- Smoke detectors
- Burglar Alarms
- Suggested voltage rating: 300 volts

COMPLIANCES:

- UL Type PLTC/FPLR (UL: 105°C, 300V)
- NEC Article 760
- California State Fire Marshall Approved

FEATURES:

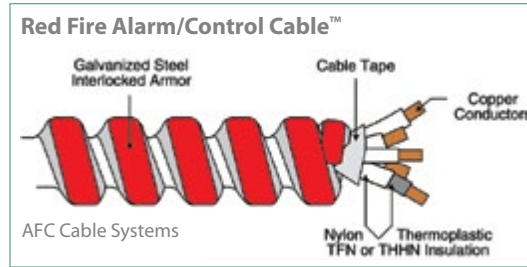
- Sunlight and moisture resistant jacket
- Sequentially footage marked
- Water blocked construction

PACKAGING:

- 1000' (305m) Reels
- Other put-ups available—consult Customer Service

Multi-Conductor, Type MC

FPLP/MC 300V/600V



Multi-Conductor, Unshielded, Type MC

PART NUMBER	NO. OF COND.	AWG. SIZE	COND. STRAND	NOMINAL O.D.	WEIGHT
18 AWG CONDUCTORS					
W181P-1604MC	2	18	Solid	0.410	115 lbs.
W184C-1602MC	4	18	Solid	0.430	130 lbs.
16 AWG CONDUCTORS					
W161P-1601MC	2	16	Solid	0.420	130 lbs.
W164C-1614MC	4	16	Solid	0.440	155 lbs.
14 AWG CONDUCTORS					
W141P-1607MC	2	14	Solid	0.470	175 lbs.
W144C-1651MC	4	14	Solid	0.510	230 lbs.

Multi-Conductor, Type CI

Multi-Conductor, Unshielded, Type CI

PART NUMBER	NO. OF COND.	AWG. SIZE	COND. STRAND	NOMINAL O.D.	WEIGHT
18 AWG CONDUCTORS					
W181P-1604CI	2	18	Solid	0.390	82 lbs.
W184C-1602CI	4	18	Solid	0.445	127 lbs.
16 AWG CONDUCTORS					
W161P-1601CI	2	16	Solid	0.350	64 lbs.
W164C-1614CI	4	16	Solid	0.400	96 lbs.
14 AWG CONDUCTORS					
W141P-1607CI	2	14	Solid*	0.390	82 lbs.
W144C-1651CI	4	14	Solid*	0.445	127 lbs.

*May be stranded construction. Consult your sales representative.

Multi-Conductor, Shielded, Type CI

PART NUMBER	NO. OF COND.	AWG. SIZE	COND. STRAND	NOMINAL O.D.	WEIGHT
18 AWG CONDUCTORS					
W181P-1603CI	2	18	Solid	0.310	54 lbs.
W184C-1605CI	4	18	Solid	0.355	77 lbs.
16 AWG CONDUCTORS					
W161P-1606CI	2	16	Solid	0.330	63 lbs.
W164C-1628CI	4	16	Solid	0.375	96 lbs.
14 AWG CONDUCTORS					
W141P-1600CI	2	14	Solid*	0.370	81 lbs.
W144C-1650CI	4	14	Solid*	0.425	126 lbs.

Multi-Conductor, Type CIC

Multi-Conductor, Unshielded, Type CIC

PART NUMBER	NO. OF COND.	AWG. SIZE	COND. STRAND	NOMINAL O.D.	WEIGHT
18 AWG CONDUCTORS					
W181P-1604CIC	2	18	Solid	0.330	53 lbs.
W184C-1602CIC	4	18	Solid	0.370	76 lbs.
16 AWG CONDUCTORS					
W161P-1601CIC	2	16	Solid	0.330	62 lbs.
W164C-1614CIC	4	16	Solid	0.400	94 lbs.
14 AWG CONDUCTORS					
W141P-1607CIC	2	14	Solid*	0.390	80 lbs.
W144C-1651CIC	4	14	Solid*	0.440	125 lbs.

*May be stranded construction. Consult your sales representative.

Multi-Conductor, Shielded, Type CIC

PART NUMBER	NO. OF COND.	AWG. SIZE	COND. STRAND	NOMINAL O.D.	WEIGHT
18 AWG CONDUCTORS					
W181P-1603CIC	2	18	Solid	0.330	57 lbs.
W184C-1605CIC	4	18	Solid	0.385	81 lbs.
16 AWG CONDUCTORS					
W161P-1606CIC	2	16	Solid	0.350	66 lbs.
W164C-1628CIC	4	16	Solid	0.400	99 lbs.
14 AWG CONDUCTORS					
W141P-1600CIC	2	14	Solid*	0.400	85 lbs.
W144C-1650CIC	4	14	Solid*	0.450	130 lbs.

Product Construction

ARMOR:

- Galvanized interlocking Steel Strip (red-stripped)

CONDUCTORS:

- Solid copper

CONDUCTOR INSULATION:

- TFN and/or THHN

ASSEMBLY:

- Polyester assembly tape

GROUNDING:

- Bare or insulated green

APPLICATIONS:

- Fire Alarm/Control Type MC - FPLP

COMPLIANCES:

- Cable tray installations per NEC
- NFPA 262 (formerly U.L. 910) Plenum rated - Type FPLP

MAXIMUM TEMPERATURE RATING:

- FPLP: 105° (dry)
- MC: 90° (dry)

MAXIMUM VOLTAGE RATING:

- 300V (FPLP)
- 600V (MC)

CI Product Construction

CONDUCTOR:

- Solid copper

APPLICATIONS:

- 2-hour fire rated - FPLR-CI

COMPLIANCES:

- UL 2196
- NFPA 262 (formerly U.L. 910)

MAXIMUM VOLTAGE RATING:

- FPL - 300V

CIC Product Construction

CONDUCTOR:

- Solid copper

APPLICATIONS:

- 2-hour fire rated - FPL/-NPLF

COMPLIANCES:

- UL 2196
- NFPA 262 (formerly U.L. 910)

MAXIMUM VOLTAGE RATING:

- FPL - 300V
- NPLR - 150V

NOTE:

2-hour rated cable must be installed in conduit for any high-rise building over 75 feet, any federal building, and areas of assembly (1000 or more people).

Multi-Conductor, Unshielded, Plenum

NEC Type FPLP



PART NUMBER	NO. OF COND.	AWG. SIZE	COND. STRAND	NOM. INSUL. THICKNESS		NOM. JACKET WALL		NOMINAL O.D.	WEIGHT POUNDS
				INCHES	MM	INCHES	MM		
18 AWG CONDUCTORS									
W181P-2600	2	18	Solid	0.010	0.25	0.015	0.38	0.155	17 lbs.
W184C-2607	4	18	Solid	0.010	0.25	0.015	0.38	0.175	30 lbs.
W186C-2651	6	18	Solid	0.010	0.25	0.015	0.38	0.211	57 lbs.
16 AWG CONDUCTORS									
W161P-2601	2	16	Solid	0.010	0.25	0.015	0.38	0.172	24 lbs.
W164C-2637	4	16	Solid	0.010	0.25	0.015	0.38	0.202	45 lbs.
14 AWG CONDUCTORS									
W141P-2611	2	14	Solid	0.012	0.30	0.015	0.38	0.210	36 lbs.
W144C-2640	4	14	Solid	0.012	0.30	0.015	0.38	0.243	66 lbs.
12 AWG CONDUCTORS									
W121P-2613	2	12	Solid	0.012	0.30	0.015	0.38	0.244	52 lbs.
W124C-2641	4	12	Solid	0.012	0.30	0.015	0.38	0.284	100 lbs.



Color Code Chart

NO. OF COND.	COLOR	NO. OF COND.	COLOR
1	Black	4	Blue
2	Red	5	Orange
3	Brown	6	Yellow

Product Construction

CONDUCTOR:

- 18 thru 12 AWG fully annealed solid bare copper per ASTM B3

INSULATION:

- Premium grade, color coded, Plenum Rated PVC

JACKET:

- Premium grade, Red Plenum Rated PVC, other jacket colors may be available – consult sales office
- Suitable for use from 0°C to + 75°C
- Sequential footage markings to facilitate installation
- Includes ripcord

APPLICATIONS:

- Wiring of fire alarms
- Smoke detectors
- Voice communications
- Burglar alarms
- Fire protective circuits
- Suggested voltage rating: 300 volts

COMPLIANCES:

- UL Type FPLP (UL: 75°C, 300V)
- NEC Article 760
- California State Fire Marshall Approved
- Designed to meet UL 910 flame test

PACKAGING:


- 1000' (305m) Reels
- Other put-ups available – consult Customer Service

FIRE ALARM/
LIFE SAFETY

Multi-Conductor, Shielded, Plenum



PART NUMBER	NO. OF COND.	AWG. SIZE	COND. STRAND	NOM. INSUL. THICKNESS		NOM. JACKET WALL		NOMINAL O.D.	WEIGHT POUNDS
				INCHES	MM	INCHES	MM		
18 AWG CONDUCTORS									
W181P-2601	2	18	Solid	0.010	0.25	0.015	0.38	0.155	21 lbs.
W184C-2621	4	18	Solid	0.010	0.25	0.015	0.38	0.183	34 lbs.
W186C-2644	6	18	Solid	0.010	0.25	0.015	0.38	0.216	47 lbs.
16 AWG CONDUCTORS									
W161P-2602	2	16	Solid	0.010	0.25	0.015	0.38	0.180	28 lbs.
W164C-2604	4	16	Solid	0.010	0.25	0.015	0.38	0.210	49 lbs.
14 AWG CONDUCTORS									
W141P-2605	2	14	Solid	0.012	0.30	0.015	0.38	0.210	43 lbs.
W144C-2642	4	14	Solid	0.012	0.30	0.015	0.38	0.248	76 lbs.
12 AWG CONDUCTORS									
W121P-2645	2	12	Solid	0.012	0.30	0.015	0.38	0.252	57 lbs.
W124C-2641	4	12	Solid	0.012	0.30	0.015	0.38	0.300	114 lbs.



Color Code Chart

NO. OF COND.	COLOR	NO. OF COND.	COLOR
1	Black	4	Blue
2	Red	5	Orange
3	Brown	6	Yellow

Product Construction

CONDUCTOR:

- Solid bare copper

INSULATION:

- Premium grade, color coded, Plenum Rated PVC

SHIELD:

- 100% aluminum foil/polyester
- Stranded tinned copper drain wire

JACKET:

- Premium grade, Red Plenum Rated PVC, other jacket colors may be available – consult sales office
- Suitable for use from 0°C to + 75°C
- Sequential footage markings to facilitate installation
- Includes ripcord

APPLICATIONS:

- Wiring of fire alarms
- Smoke detectors
- Voice communications
- Burglar alarms
- Fire protective circuits
- Suggested voltage rating: 300 volts

COMPLIANCES:

- UL Type FPLP (UL: 75°C, 300V)
- NEC Article 760
- California State Fire Marshall Approved
- Designed to meet UL 910 Flame Test

PACKAGING:

- 1000' (305m) Pull-Pac® Cartons (18 and 16 AWG items only)
- 1000' (305m) reels
- 500' (152m) spools or reels
- Other put-ups available – consult Customer Service


Mid-Capacitance, Shielded, Plenum NEC Type FPLP for Microprocessor Controlled Systems



PART NUMBER	NO. OF COND.	AWG. SIZE	COND. STRAND	NOM. INSUL. THICKNESS		NOM. JACKET WALL		NOMINAL O.D.	WEIGHT	NOMINAL CAP.*	
				INCHES	MM	INCHES	MM			INCHES	LBS
W181P-2620	2	18	Solid	0.014	0.36	0.015	0.38	0.172	22 lbs.	31.0	56.0
W161P-2634	2	16	Solid	0.016	0.41	0.015	0.38	0.203	35 lbs.	33.0	59.0
W141P-2635	2	14	Solid	0.018	0.46	0.020	0.51	0.247	35 lbs.	35.0	63.0

*A - Capacitance between conductors

*B - Capacitance between one conductor and other conductors connected to shield



Color Code Chart

NO. OF COND.	COLOR
1	Black
2	Red
3	Brown
4	Blue

Product Construction

CONDUCTOR:

- Solid bare copper

INSULATION:

- Premium grade color coded Fluoropolymer
- Color code: see chart below

SHIELD:

- 100% aluminum/polyester foil
- Stranded tinned copper drain wire

JACKET:

- Premium grade, Red Plenum Rated PVC
- Temperature range: 0°C to + 75°C
- Includes ripcord

APPLICATIONS:

- Addressable fire alarm systems
- Fire alarm systems
- Voice communications
- Smoke detectors
- Pull boxes
- Suggested voltage rating: 300 volts

COMPLIANCES:

- UL Type FPLP (UL: 75°C, 300V)
- NEC Article 760
- California State Fire Marshall Approved
- Designed to Meet UL 910 Flame Test

PACKAGING:


- 1000' (30 m) Reels
- Other put-ups available—consult Customer Service

Mid-Capacitance, Unshielded, Plenum NEC Type FPLP for Microprocessor Controlled Systems



PART NUMBER	NO. OF COND.	AWG. SIZE	COND. STRAND	NOM. INSUL. THICKNESS		NOM. JACKET WALL		NOMINAL O.D.	WEIGHT	NOMINAL C-CAP. PF/FT*
				INCHES	MM	INCHES	MM			
W181P-2622	2	18	Solid	0.014	0.36	0.015	0.38	0.172	18 lbs.	19.0
W161P-2633	2	16	Solid	0.016	0.41	0.015	0.38	0.196	31 lbs.	20.0
W141P-2646	2	14	Solid	0.018	0.46	0.020	0.51	0.242	43 lbs.	20.0
W121P-2643	2	12	Solid	0.020	0.46	0.020	0.51	0.282	63 lbs.	22.0

* Capacitance between conductors



Color Code Chart

NO. OF COND.	COLOR
1	Black
2	Red
3	Brown
4	Blue

Product Construction

CONDUCTOR:

- Solid bare copper

INSULATION:

- Premium grade color coded Fluoropolymer
- Color code: see chart below

JACKET:

- Premium grade, Red Plenum Rated PVC
- Temperature range: 0°C to + 75°C
- Includes ripcord

APPLICATIONS:

- Addressable fire alarm systems
- Fire alarm systems
- Voice communications
- Smoke detectors
- Pull boxes
- Suggested voltage rating: 300 volts

COMPLIANCES:

- UL Type FPLP (UL: 75°C, 300V)
- NEC Article 760
- California State Fire Marshall Approved
- Designed to Meet UL 910 Flame Test

PACKAGING:

- 1000' (305m) Reels
- Other put-ups available—consult Customer Service

Fiber Optic Products

OUTSIDE PLANT CABLES

CENTRAL TUBE, GEL-FILLED – MULTI-MODE AND SINGLE MODE

- Single Jacket Cable, 2-12 Fibers (non-armored)
- Single Jacket Cable, 2-12 Fibers (armored)

LOOSE TUBE, GEL-FILLED – MULTI-MODE AND SINGLE MODE

- Single & Dual Jacket Cable, 2-288 Fibers (non-armored & armored)
- Single Jacket Cable Self-Supporting (Figure 8) Cable, 2-216 Fibers
- Single Jacket Self-Supporting (Figure-8) Armored Cable, 2-144 Fibers

PREMISES CABLES

TIGHT BUFFER DISTRIBUTION CABLE – MULTI-MODE AND SINGLE MODE

- Riser 2-144 Fibers
- Plenum 2-96 Fibers

TIGHT BUFFER BREAKOUT CABLE – MULTI-MODE AND SINGLE MODE

- Riser 2-24 Fibers
- Plenum 2-48 Fibers

TIGHT BUFFER INTERLOCK ARMOR CABLE – MULTI-MODE AND SINGLE MODE

- Riser 2-144 Fibers (armored)
- Plenum 4-96 Fibers (armored)

INDOOR/OUTDOOR CABLES

TIGHT BUFFER DISTRIBUTION CABLE – MULTI-MODE AND SINGLE MODE

- Riser 2-144 Fibers 900um
- Plenum 2-96 Fibers 900um (dry water block) Central Tube - Multi-Mode and Single Mode
- Single Jacket Plenum Cable, 2-12 Fibers

LOOSE TUBE – MULTI-MODE AND SINGLE MODE

- Single Jacket, Riser 2-144 Fibers
- Single Jacket, Plenum 2-144 Fibers
- Dual Jacket, Riser 2-216 Fibers, Chemical Resistant

LOOSE TUBE, GEL FILLED – MULTI-MODE AND SINGLE MODE


- Single Jacket, Low-Smoke, Zero-Halogen (LSZH) 2-144 Fibers
- Dual Jacket, Armored, Low-Smoke, Zero Halogen (LSZH) 2-144 Fibers

FIBER OPTIC ACCESSORIES AND HARDWARE

- Patch Cables
- Connectors
- Panels
- Racks



Now offering fiber optic cables, hardware and accessories.



Connect-Air has the experience, vendor relations and expertise to offer solutions for all your fiber optic cabling and accessory requirements.



CONNECT^{AIR}
GENUINE CABLE GROUP

FIBER OPTICS

Multi-Conductor, Unshielded, Riser

NEC Type CMR and/or CL3R



PART NUMBER	NO. OF COND.	AWG. SIZE	COND. STRAND	NOM. INSUL. THICKNESS		NOM. JACKET WALL		NOMINAL O.D.	WEIGHT POUNDS
				INCHES	MM	INCHES	MM		
22 AWG CONDUCTORS									
W221P-1052	2	22	7/30	0.008	0.20	0.015	0.38	0.122	9 lbs.
W223C-1193	3	22	7/30	0.008	0.20	0.015	0.38	0.129	11 lbs.
W224C-1108	4	22	7/30	0.008	0.20	0.015	0.38	0.156	14 lbs.
W226C-1024	6	22	7/30	0.008	0.20	0.015	0.38	0.164	22 lbs.
W228C-1906	8	22	7/30	0.008	0.20	0.015	0.38	0.180	26 lbs.
W2210C-1149	10	22	7/30	0.008	0.20	0.015	0.38	0.212	36 lbs.
W2212C-1286	12	22	7/30	0.008	0.20	0.015	0.38	0.219	42 lbs.
20 AWG CONDUCTORS									
W201P-1014	2	20	7/28	0.008	0.23	0.015	0.38	0.138	12 lbs.
W203C-1076	3	20	7/28	0.009	0.23	0.015	0.38	0.146	17 lbs.
W204C-1129	4	20	7/28	0.009	0.23	0.015	0.38	0.161	21 lbs.
18 AWG CONDUCTORS									
W181P-1002	2	18	7/26	0.008	0.20	0.015	0.38	0.156	17 lbs.
W183C-1045	3	18	7/26	0.008	0.20	0.015	0.38	0.166	25 lbs.
W184C-1037	4	18	7/26	0.008	0.20	0.015	0.38	0.187	32 lbs.
W186C-1049	6	18	7/26	0.008	0.23	0.015	0.38	0.216	47 lbs.
W188C-1041	8	18	7/26	0.008	0.23	0.015	0.38	0.235	61 lbs.
W1812C-1236	10	18	7/26	0.008	0.23	0.015	0.38	0.270	66 lbs.
16 AWG CONDUCTORS									
W161P-1031	2	16	19/.0117	0.008	0.20	0.015	0.38	0.174	26 lbs.
W163C-1904	3	16	19/.0117	0.008	0.20	0.015	0.38	0.185	33 lbs.
W164C-1123	4	16	19/.0117	0.008	0.20	0.015	0.38	0.204	45 lbs.
14 AWG CONDUCTORS									
W141P-1081*	2	14	19/.0147	0.011	0.20	0.015	0.38	0.216	37 lbs.
W144C-1109*	4	14	19/.0147	0.011	0.20	0.015	0.38	0.255	68 lbs.
12 AWG CONDUCTORS									
W121P-1058*	2	12	19/.0185	0.011	0.20	0.015	0.38	0.252	52 lbs.

* NEC CL3R only



Color Code Chart

NO. OF COND.	COLOR	NO. OF COND.	COLOR
1	Black	7	Orange
2	Red	8	Yellow
3	White	9	Violet
4	Green	10	Gray
5	Brown	11	Pink
6	Blue	12	Tan

Product Construction

CONDUCTOR:

- Stranded or solid bare copper

INSULATION:

- Premium grade color coded S-R PVC

JACKET:

- Premium grade gray PVC
- Sequential footage markings to facilitate installation
- Suitable for use from - 20°C to + 75°C
- Includes ripcord

APPLICATIONS:

- Power limited control circuits
- Wiring of the following systems:
 - Intercom
 - Security
 - Audio
 - Background music
- Suggested voltage rating: 300 volts

COMPLIANCES:

- NEC Article 725 Type CL3R (UL: 75°C, 150V)
- NEC Article 800 Type CMR (UL: 75°C, 300V)
- California State Fire Marshall Approved

PACKAGING:

- 1000' (305m) Pull-Pac® Cartons
- 1000' (305m) Spools or Reels
- Other put-ups available—consult Customer Service



Multi-Conductor, Shielded, Riser NEC Type CMR and/or CL3R



PART NUMBER	NO. OF COND.	AWG. SIZE	COND. STRAND	NOM. INSUL. THICKNESS		NOM. JACKET WALL		NOMINAL O.D.	WEIGHT
				INCHES	MM	INCHES	MM		
22 AWG CONDUCTORS									
W221P-1001	2	22	7/30	0.008	0.20	0.015	0.38	0.132	11 lbs.
W223C-1097	3	22	7/30	0.008	0.20	0.015	0.38	0.135	14 lbs.
W224C-1005	4	22	7/30	0.008	0.20	0.015	0.38	0.147	17 lbs.
W226C-1042	6	22	7/30	0.008	0.20	0.015	0.38	0.173	23 lbs.
W228C-1252	8	22	7/30	0.008	0.20	0.015	0.38	0.195	28 lbs.
W2210C-1451	10	22	7/30	0.008	0.20	0.015	0.38	0.218	34 lbs.
W2212C-1198	12	22	7/30	0.008	0.20	0.015	0.38	0.225	40 lbs.
20 AWG CONDUCTORS									
W201P-1069	2	20	7/28	0.008	0.20	0.015	0.38	0.142	11 lbs.
W203C-1019	3	20	7/28	0.008	0.20	0.015	0.38	0.151	18 lbs.
W204C-1207	4	20	7/28	0.008	0.20	0.015	0.38	0.171	23 lbs.
18 AWG CONDUCTORS									
W181P-1003	2	18	7/26	0.009	0.23	0.015	0.38	0.164	20 lbs.
W183C-1240	3	18	7/26	0.009	0.23	0.015	0.38	0.172	27 lbs.
W184C-1051	4	18	7/26	0.009	0.23	0.015	0.38	0.192	33 lbs.
W186C-1046	6	18	7/26	0.009	0.23	0.015	0.38	0.230	41 lbs.
W188C-1068	8	18	7/26	0.009	0.23	0.015	0.38	0.250	49 lbs.
W1810C-1003	10	18	7/26	0.009	0.23	0.015	0.38	0.287	64 lbs.
W1812C-1966	12	18	7/26	0.009	0.23	0.015	0.38	0.296	76 lbs.
16 AWG CONDUCTORS									
W161P-1010	2	16	19/.0117	0.010	0.25	0.015	0.38	0.189	25 lbs.
W163C-1469	3	16	19/.0117	0.010	0.25	0.015	0.38	0.198	38 lbs.
W164C-1953	4	16	19/.0117	0.010	0.25	0.015	0.38	0.219	76 lbs.
14 AWG CONDUCTORS									
W141P-1219*	2	14	19/.0147	0.013	0.33	0.015	0.38	0.245	42 lbs.
W144C-1971*	4	14	19/.0147	0.013	0.33	0.015	0.38	0.269	75 lbs.
12 AWG CONDUCTORS									
W121P-1377*	2	12	19/.0185	0.013	0.33	0.015	0.38	0.281	60 lbs.

* NEC CL3R only



Color Code Chart

NO. OF COND.	COLOR	NO. OF COND.	COLOR
1	Black	7	Orange
2	Red	8	Yellow
3	White	9	Violet
4	Green	10	Gray
5	Brown	11	Pink
6	Blue	12	Tan

Product Construction

CONDUCTOR:

- Stranded or solid bare copper per ASTM B-3, B-8 and B-286

INSULATION:

- Premium grade color coded S-R PVC

SHIELD:

- Overall Flexfoil® polyester supported aluminum foil
- Stranded tinned copper drain wire

JACKET:

- Premium grade gray PVC
- Sequential footage markings to facilitate installation
- Suitable for use from - 20°C to +75°C
- Includes ripcord

APPLICATIONS:

- Power limited control circuits
- Wiring of the following systems:
 - Intercom
 - Security
 - Audio
 - Background music
- Suggested voltage rating: 300 volts

COMPLIANCES:

- NEC Article 725 Type CL3R (UL: 75°C, 150V)
- NEC Article 800 Type CMR (UL: 75°C, 300V)

PACKAGING:

- 1000' (305m) Pull-Pac® Cartons
- 1000' (305m) Spools or Reels
- 500' (152m) Spools or Reels
- Other put-ups available—consult Customer Service

TEMP.
CONTROL

CONNECT^{AIR}
GENUINE CABLE GROUP

Multi-Conductor, Unshielded, Plenum

NEC Type CMP and/or CL3P



PART NUMBER	NO. OF COND.	AWG. SIZE	COND. STRAND	NOM. INSUL. THICKNESS		NOM. JACKET WALL		NOMINAL O.D.	WEIGHT POUNDS
				INCHES	MM	INCHES	MM		
22 AWG CONDUCTORS									
W221P-2005	2	22	7/30	0.008	0.20	0.015	0.38	0.120	9 lbs.
W223C-2036	3	22	7/30	0.008	0.20	0.015	0.38	0.127	12 lbs.
W224C-2057	4	22	7/30	0.008	0.20	0.015	0.38	0.139	15 lbs.
W226C-2083	6	22	7/30	0.008	0.20	0.015	0.38	0.164	21 lbs.
W228C-2089	8	22	7/30	0.008	0.20	0.015	0.38	0.178	26 lbs.
W2212C-2235	12	22	7/30	0.008	0.20	0.015	0.38	0.205	38 lbs.
20 AWG CONDUCTORS									
W201P-2053	2	20	7/28	0.008	0.23	0.015	0.38	0.138	12 lbs.
W203C-2064	3	20	7/28	0.009	0.23	0.015	0.38	0.146	17 lbs.
W204C-2065	4	20	7/28	0.009	0.23	0.015	0.38	0.161	21 lbs.
18 AWG CONDUCTORS									
W181P-2051	2	18	7/26	0.008	0.20	0.015	0.38	0.156	17 lbs.
W183C-2052	3	18	7/26	0.008	0.20	0.015	0.38	0.166	25 lbs.
W184C-2099	4	18	7/26	0.008	0.20	0.015	0.38	0.187	32 lbs.
W186C-2054	6	18	7/26	0.008	0.23	0.015	0.38	0.216	47 lbs.
W188C-2046	8	18	7/26	0.008	0.23	0.015	0.38	0.235	61 lbs.
W1810C-2078	10	18	7/26	0.008	0.23	0.015	0.38	0.270	66 lbs.
W1812C-2148	12	18	7/26	0.008	0.23	0.015	0.38	0.279	83 lbs.
16 AWG CONDUCTORS									
W161P-2062	2	16	19/.0117	0.008	0.20	0.015	0.38	0.174	26 lbs.
W163C-2008	3	16	19/.0117	0.008	0.20	0.015	0.38	0.185	33 lbs.
W164C-2102	4	16	19/.0117	0.008	0.20	0.015	0.38	0.204	45 lbs.
14 AWG CONDUCTORS									
W141P-2013*	2	14	19/.0147	0.011	0.20	0.015	0.38	0.216	37 lbs.
W144C-2093*	4	14	19/.0147	0.011	0.20	0.015	0.38	0.255	68 lbs.
12 AWG CONDUCTORS									
W121P-2151*	2	12	19/.0185	0.011	0.20	0.015	0.38	0.252	52 lbs.
W124C-2271*	4	12	19/.0185	0.011	0.20	0.015	0.38	0.298	106 lbs.

* NEC CL3P only



Color Code Chart

NO. OF COND.	COLOR	NO. OF COND.	COLOR
1	Black	5	Brown
2	White	6	Blue
3	Red	7	Orange
4	Green	8	Yellow

Product Construction

CONDUCTOR:

- Stranded or solid bare copper per ASTM B-3, B-8 and B-286

INSULATION:

- Premium grade color coded Plenum Rated PVC

JACKET:

- Premium grade Plenum Rated PVC
- Multiple jacket colors available – consult sales office
- Sequential footage markings to facilitate installation
- Suitable for use from -20°C to + 75°C
- Ripcord available – consult Customer Service for details

APPLICATIONS:

- Power limited control circuits
- Wiring of the following systems:
 - Intercom
 - Security
 - Audio
 - Temperature Controls
- Suggested voltage rating: 300 volts

COMPLIANCES:

- NEC Article 725 Type CL3P (UL: 75°C, 150V)
- NEC Article 800 Type CMP (UL: 75°C, 300V)

PACKAGING:

- 1000' (305m) Pull-Pac® Cartons
- 1000' (305m) Reels
- Other put-ups available – consult Customer Service



Multi-Conductor, Shielded, Plenum

NEC Type CMP and/or CL3P



PART NUMBER	NO. OF COND.	AWG. SIZE	COND. STRAND	NOM. INSUL. THICKNESS		NOM. JACKET WALL		NOMINAL O.D.	WEIGHT POUNDS
				INCHES	MM	INCHES	MM		
22 AWG CONDUCTORS									
W221P-2044	2	22	7/30	0.008	0.20	0.015	0.38	0.128	14 lbs.
W223C-2144	3	22	7/30	0.008	0.20	0.015	0.38	0.131	16 lbs.
W224C-2020	4	22	7/30	0.008	0.20	0.015	0.38	0.147	19 lbs.
W226C-2077	6	22	7/30	0.008	0.20	0.015	0.38	0.173	24 lbs.
W228C-2032	8	22	7/30	0.008	0.20	0.015	0.38	0.184	28 lbs.
20 AWG CONDUCTORS									
W201P-2057	2	20	7/28	0.008	0.23	0.015	0.38	0.143	15 lbs.
W203C-2173	3	20	7/28	0.009	0.23	0.015	0.38	0.151	19 lbs.
W204C-2124	4	20	7/28	0.009	0.23	0.015	0.38	0.166	24 lbs.
18 AWG CONDUCTORS									
W181P-2040	2	18	7/26	0.008	0.20	0.015	0.38	0.164	21 lbs.
W183C-2058	3	18	7/26	0.008	0.20	0.015	0.38	0.169	28 lbs.
W184C-2059	4	18	7/26	0.008	0.20	0.015	0.38	0.185	36 lbs.
W186C-2055	6	18	7/26	0.008	0.23	0.015	0.38	0.231	51 lbs.
W188C-2030	8	18	7/26	0.008	0.23	0.015	0.38	0.252	56 lbs.
W1810C-2088	10	18	7/26	0.008	0.23	0.015	0.38	0.270	70 lbs.
W1812C-2145	12	18	7/26	0.008	0.23	0.015	0.38	0.279	85 lbs.
16 AWG CONDUCTORS									
W161P-2084	2	16	19/.0117	0.008	0.20	0.015	0.38	0.179	27 lbs.
W163C-2018	3	16	19/.0117	0.008	0.20	0.015	0.38	0.190	37 lbs.
W164C-2155	4	16	19/.0117	0.008	0.20	0.015	0.38	0.209	48 lbs.
14 AWG CONDUCTORS									
W141P-2087*	2	14	19/.0147	0.008	0.20	0.015	0.38	0.207	40 lbs.
W144C-2297*	4	14	19/.0147	0.008	0.20	0.015	0.38	0.260	75 lbs.
12 AWG CONDUCTORS									
W121P-2144*	2	12	19/.0185	0.008	0.20	0.015	0.38	0.244	55 lbs.
W124C-2273*	4	12	19/.0185	0.008	0.20	0.015	0.38	0.288	120 lbs.

* NEC CL3P only



Color Code Chart

NO. OF COND.	COLOR	NO. OF COND.	COLOR
1	Black	5	Brown
2	White	6	Blue
3	Red	7	Orange
4	Green	8	Yellow

Product Construction

CONDUCTOR:

- Stranded or solid bare copper

INSULATION:

- Premium grade color coded Plenum Rated PVC

SHIELD:

- Overall Flexfoil® polyester supported aluminum foil
- Stranded tinned copper drain wire

JACKET:

- Premium grade Plenum Rated PVC

- Sequential footage markings to facilitate installation
- Suitable for use from -20°C to +75°C
- Ripcord available—consult Customer Service for details

APPLICATIONS:

- Power limited control circuits
- Wiring of the following systems:
 - Intercom
 - Security
 - Audio
 - Background music
- Suggested voltage rating: 300 volts

COMPLIANCES:

- NEC Article 725 Type CL3P (UL: 75°C, 150V)
- NEC Article 800 Type CMP (UL: 75°C, 300V)

PACKAGING:

- 1000' (305m) Pull-Pac® Cartons
- 1000' (305m) Reels
- Other put-ups available—consult Customer Service

TEMP. CONTROL

CONNECT^{AIR}
GENUINE CABLE GROUP

Special Application and Comm Cables for Building Automation Systems

PART NUMBER	GAUGE SIZE	NO. OF COND.	SHIELD	JACKET COLOR	APPLICATION	NOM. O.D. INCHES	WEIGHT
ALERTON®-PLENUM							
W241P-2000FBRSP	24	2	Yes	Raspberry	BACtalk® MS/TP, VLX-EXP Comm Bus, IBEX LAN	0.108	13 lbs.
W241P-2000FB	24	2	Yes	Orange	BACtalk® MS/TP, VLX-EXP Comm Bus, IBEX LAN	0.108	13 lbs.
W181P-2540	18	2	Yes	Mint Green	IBEX TUX Trunk/General Purpose/Inputs/Outputs	0.164	21 lbs.
W183C-2552	18	3	No	Blue	IBEX Microset	0.166	25 lbs.
W183C-2058BLRB	18	3	Yes	Blue	BACtalk® 3-wire Microset	0.169	28 lbs.
AUTOMATED LOGIC®							
W221P-2227RIB	22	2	Yes	Green*	ARC156 Comm Cable Plenum	0.138	14 lbs.
W224C-2160RIB	22	4	No	White	Logistat Cable Plenum	0.125	17 lbs.
<i>* Other jacket colors available upon request. Please consult sales office.</i>							
DAIKIN AC®- PLENUM							
W181P-2051	18	2	No	White*	Indoor Unit to Remote Control	0.155	14 lbs.
W161P-2062	16	2	No	White*	Indoor Unit to Remote Control	0.125	17 lbs.
<i>* Other jacket colors available upon request. Please consult sales office.</i>							
DELTA CONTROLS™ – PLENUM							
W241P-2000FRIB	24	2	Yes	Orange	Comm Cable	0.108	13 lbs.
W24182P-2306BL	24/18	2 pr	Yes	Blue	Combination Cable (24/1pr Comm + 18/2 Power)	0.308	26 lbs.
W201P-2053RIB	20	2	No	White	Sensor	0.138	12 lbs.
W204C-2065P	20	4	No	Purple	Sensor	0.161	21 lbs.
W181P-2051YRB	18	2	No	Yellow	Sensor	0.156	17 lbs.
W184C-2099P	18	4	No	Purple	Sensor	0.187	32 lbs.
DISTECH CONTROLS®- PLENUM							
W241P-2000FBLRB	24	2	Yes	Blue	BACnet® Comm Plenum	0.108	13 lbs.
W221P-2001GRIB	22	2	No	Green	LON™ Comm Plenum	0.122	12 lbs.
JOHNSON™- PLENUM							
W223C-2144FCBJC	22	3	Yes	Blue	FC Bus Plenum	0.131	16 lbs.
W222P-2147BRNJJC	22	2 pr	Yes	Brown	SA Bus Plenum	0.157	18 lbs.
W221P-2005	22	2	No	Various	Metasys® 2 cond Plenum	0.120	9 lbs.
W223C-2036	22	3	No	Various	Metasys® 3 cond Plenum	0.127	12 lbs.
W183C-2058BLBJC	18	3	Yes	Blue	N2 Blue Plenum	0.169	28 lbs.
W243P-2157	24	3 pr	No	White	Metasys® T-Stat 3 pair Cat-3 Plenum	0.150	13 lbs.
LON WORKS™ – PLENUM							
W221P-2001B	22	2	No	Blue*	LON™ 1 pair, Level 4, Unshielded, Plenum	0.122	12 lbs.
W221P-2002B	22	2	Yes	Blue*	LON™ 1 pair, Level 4, Shielded, Plenum	0.176	13 lbs.
W222P-2003B	22	2 pr	No	Blue	LON™ 2 pair, Level 4, Unshielded, Plenum	0.196	19 lbs.
W222P-2004B	22	2 pr	Yes	Blue	LON™ 2 pair, Level 4, Shielded, Plenum	0.240	23 lbs.
LON WORKS™ – NON-PLENUM							
W221P-1002B	22	2	No	Gray	LON™ 1 pair, Level 4, Unshielded, Non-Plenum	0.142	15 lbs.
W221P-1003B	22	2	Yes	Gray	LON™ 1 pair, Level 4, Shielded, Non-Plenum	0.213	15 lbs.
W222P-1004B	22	2 pr	No	Gray	LON™ 2 pair, Level 4, Unshielded, Non-Plenum	0.142	17 lbs.
W222P-1005B	22	2 pr	Yes	Gray	LON™ 2 pair, Level 4, Shielded, Non-Plenum	0.288	20 lbs.

TRADEMARK NOTICES:

LON™ and LonWorks™ are trademarks of Echelon Corporation.

BACnet® is a registered trademark of ASHRAE.

Metasys® is a registered trademark of Johnson Controls.

All other trademarks property of their respective owners.

Special Application and Comm Cables for Building Automation Systems

PART NUMBER	GAUGE SIZE	NO. OF COND.	SHIELD	JACKET COLOR	APPLICATION	NOM. O.D. INCHES	WEIGHT
LON/BACNET® WET LOCATION™							
W221P-1002PE	22	2	No	Black	LON™/BACnet® 1 pair, Unshielded Wet Location	0.198	15 lbs.
W221P-1003PE	22	2	Yes	Black	LON™/BACnet® 1 pair, Shielded Wet Location	0.200	17 lbs.
W222P-1005LT	22	2 pr	Yes	Black	LON™/BACnet® 2 pair, Shielded Wet Location	0.248	23 lbs.
MITSUBISHI ELECTRIC™							
W161P-2084	16	2	Yes	White, Yellow, Purple	CITY MULTI Plenum	0.179	27 lbs.
W201P-2053RIB	20	2	No	White	Thermostats	0.138	12 lbs.
W114-04VNTC	14	2	No	Black	Mr Slim Ductless/Residential	0.380	99 lbs.
PHOENIX CONTROLS®							
W223C-2060YPC	22	3	Yes	Yellow	BACnet® 3C MS/TP, Plenum	0.172	20 lbs.
RELIABLE CONTROLS®							
WR181P-2028XPNK	18	2	Yes	Pink	Network Wire – EIA-485 Plenum	0.179	25 lbs.
WR221P-2003RSPB	22	2	Yes	Raspberry	Network Wire – EIA-485 Plenum	0.173	18 lbs.
WR223C-2005RSPB	22	3	Yes	Raspberry	Network Wire – EIA-485 Plenum	0.177	23 lbs.
SIEMENS®							
W241P-5400BLNRB	24	2	Yes	Orange	BACnet® 2 conductor BLN Low Cap Comm Plenum	0.108	14 lbs.
W241P-5400FLNRB	24	2	Yes	Orange w/Blue Stripe	BACnet® 2 conductor FLN Low Cap Comm Plenum	0.108	14 lbs.
W241.5P-5400BLN	24	1.5	Yes	Orange	BACnet® 3 conductor BLN Low Cap Comm Plenum	0.203	19 lbs.
W242P-2108	24	2 PR	Yes-1/S	Orange	BACnet® 2 pair Low Cap Plenum		
W243P-2157	24	3 PR	No	White	TEC STAT 3 Pair Cat 3 Solid Plenum	0.150	13 lbs.
W201P-2053BLUSM	20	2	No	Blue	TEC V/D 2 conductor Plenum	0.138	12 lbs.
W221P-2001ORWS	22	2	No	Orange w/White Stripe	LON™ 2C Unshielded Plenum	0.122	12 lbs.
W181P-5041LAN	18	2	No	Blue	DI, DO, AI, AO 2 conductor Plenum	0.156	17 lbs.
W183C-5043LAN	18	3	No	Blue	DI, DO, AI, AO 3 conductor Plenum	0.166	25 lbs.
W141P-2013NVBL	14	2	No	Navy Blue	POWER Plenum	0.216	37 lbs.
TCS BASYS CONTROLS®							
W22185C-2816TC	20/18	5	Yes	White	TCS Basys® Plenum	0.268	41 lbs.
TRANE®							
W181P-2028XRB	18	2	Yes	Purple*	Comm 3/4 Plenum	0.179	25 lbs.
W181P-1060G	18	2	Yes	Neon Green	Comm 3/4 Non-Plenum	0.219	31 lbs.
W221P-2001B	22	2	No	Blue*	Comm 5, LON™, Level 4 Plenum	0.122	12 lbs.
W181P-2040	18	2	Yes	White*	2 conductor Sensor Plenum	0.164	21 lbs.
W183C-2058	18	3	Yes	White*	3 conductor Sensor Plenum	0.168	28 lbs.
W184C-2059RIB	18	4	Yes	White*	4 conductor Sensor Plenum	0.185	36 lbs.
W223C-2060XRIB	22	3	Yes	Dark Blue	Sensors	0.116	14 lbs.
* Other jacket colors available upon request. Please consult sales office.							
TREND®							
W8723-2	22	2 pr	Yes-1/S	Orange	Current Loop LAN 2 pair Plenum	0.135	20 lbs.
W8723-1	22	2 pr	Yes-1/S	Grey w/Orange Stripe	Current Loop LAN 2 pair Non-Plenum	0.160	21 lbs.
W9182-2	22	2	Yes	Orange	Current Loop LAN 1 pair Plenum	0.397	39 lbs.
W9182-1	22	2	Yes	Grey w/Orange Stripe	Current Loop LAN 1 pair Non-Plenum	0.297	45 lbs.
W8471-2	16	2	No	Orange	LON™ Plenum	0.166	28 lbs.
W8471-1	16	2	No	Grey w/Orange Stripe	LON™ Non-Plenum	0.266	43 lbs.
W241P-2000FB	24	2	Yes	Orange	MS/TP BACnet® Plenum	0.108	29 lbs.
*Non-Plenum Constructions available. Consult your sales office.							

TRADEMARK NOTICES:

LON™ and LonWorks™ are trademarks of Echelon Corporation.

BACnet® is a registered trademark of ASHRAE.

Metasys® is a registered trademark of Johnson Controls.

All other trademarks property of their respective owners.

SPECIAL APPLICATION

Multi-Conductor, Unshielded, Tray Cable

Type TC, 600V

PART NUMBER	NO. OF COND	AWG. SIZE	NOM O.D.	WEIGHT
			INCHES	POUNDS
18 AWG CONDUCTORS				
W181P-1416	2	18	0.255	33 lbs.
W183C-1052	3	18	0.280	43 lbs.
W184C-1054	4	18	0.310	52 lbs.
W186C-1497	6	18	0.360	72 lbs.
W118-08VNTC	8	18	0.380	89 lbs.
16 AWG CONDUCTORS				
W161P-1047	2	16	0.280	42 lbs.
W116-03VNTC	3	16	0.310	55 lbs.
W116-04VNTC	4	16	0.340	69 lbs.
W116-06VNTC	6	16	0.390	96 lbs.
W116-08VNTC	8	16	0.390	122 lbs.
14 AWG CONDUCTORS				
W141P-1110	2	14	0.285	62 lbs.
W114-03VNTC	3	14	0.350	80 lbs.
W114-04VNTC	4	14	0.380	99 lbs.
W114-06VNTC	6	14	0.450	140 lbs.

Note: Other gauge sizes and conductor counts are available - contact your sales office.

Product Construction

CONDUCTOR:

- Stranded bare copper

Insulation:

- Flame-Retardant PVC with Nylon

JACKET:

- Sunlight Resistant PVC
- Suitable for use to 90C (dry)

APPLICATIONS:

- Indoors
- Outdoors
- Direct Burial
- In ducts, conduits or cable trays
- Aerially

STANDARDS:

- UL Type TC
- Approved for class 1 remote-control and signalling circuits (NEC Art 725)



Multi-Conductor, Shielded, Tray Cable

Type TC, 600V

PART NUMBER	NO. OF COND	AWG. SIZE	NOM O.D.	WEIGHT
			INCHES	POUNDS
18 AWG CONDUCTORS				
W181P-1105	2	18	0.270	34 lbs.
W183C-1245	3	18	0.280	43 lbs.
W184C-1270	4	18	0.310	52 lbs.
W186C-1391	6	18	0.360	72 lbs.
W188C-1552	8	18	0.380	79 lbs.
16 AWG CONDUCTORS				
W161P-1276	2	16	0.290	43 lbs.
WI16-03SVNTC	3	16	0.310	55 lbs.
W164C-1428	4	16	0.340	69 lbs.
WI16-06SVNTC	6	16	0.390	96 lbs.
14 AWG CONDUCTORS				
WI14-02SVNTC	2	14	0.330	62 lbs.
WI14-03SVNTC	3	14	0.350	80 lbs.
WI14-04SVNTC	4	14	0.380	99 lbs.

Note: Other gauge sizes and conductor counts are available - contact your sales office.

Product Construction

CONDUCTOR:

- Stranded bare copper

Insulation:

- Flame-Retardant PVC with Nylon

SHIELD:

- Overall Aluminum-mylar tape with stranded

JACKET:

- Sunlight Resistant PVC
- Suitable for use to 90C (dry)

APPLICATIONS:

- Indoors
- Outdoors
- Direct Burial
- In ducts, conduits or cable trays
- Aerially

STANDARDS:

- UL Type TC
- Approved for class 1 remote-control and signalling circuits (NEC Art 725)

SPECIAL APPLICATION

CONNECT^{AIR}
GENUINE CABLE GROUP

Coaxial Cable, Non-Plenum

UL Type CL2, UL & C(UL) Type CM



PART NUMBER	AWG. SIZE	INSULATION MATERIAL INCHES	SHIELD COVERAGE	NOMINAL O.D.		NOMINAL CAPACITANCE		VELOCITY PROPAGATION	NOMINAL IMPEDANCE	NOMINAL ATTENUATION	
				INCHES	WT LBS.	PF/FT	PF/M	%		MHZ	DB/100'
WRG6-1708 RG 6/U TYPE CATV	18 Ga. Solid CCS	Cellular Polyethylene	100% Flexfoil® +60% AL Braid	PVC		16.00	52.50	81	75	1	0.30
				0.226	43 lbs.						10
WRG6-1713 RG 6/U TYPE CCTV	18 Ga. Solid BC	Cellular Polyethylene	95% TC Braid	PVC		16.00	52.50	81	75	50	1.50
				0.180	40 lbs.					100	2.10
WRG6-1702 RG6/U Quad Shld CATV	18 Ga. Solid CCS	Cellular Polyethylene	100% Flexfoil® +40% AL Braid 100% Flexfoil® +60% AL Braid	PVC		17.00	52.50	81	75	200	3.10
				0.295	33 lbs.					500	5.00
WRG11-1711UL RG 11/U TYPE CATV	14 Ga. Solid CCS	Cellular Polyethylene	100% Flexfoil® Bonded +60% AL Braid	PVC		16.00	52.50	81	75	1000	7.30
				0.351	51 lbs.					10	0.15
WRG 11-1712 RG11/U TYPE CCTV	14 Ga. Solid BC	Cellular Polyethylene	95% TC Braid	PVC		16.00	52.50	85	75	50	1.09
				0.395	81 lbs.					100	1.59
WRG58-1723 RG 58U TYPE Thinnest	20 Ga. (19 x 32) CCS TC	Solid Polyethylene	100% Flexfoil® +95% TC Braid	PVC		26.00	85.31	82	50	200	6.10
				0.165	29 lbs.					500	10.00
WRG59-1700 RG 59U TYPE CATV	20 Ga. Solid CCS	Cellular Polyethylene	100% Flexfoil® +65% AI Braid	PVC		16.00	52.50	78	75	1000	14.80
				0.242	21 lbs.					1	0.34
WRG59-1721 RG 59/U TYPE CCTV	20 Ga. Solid BC	Polyethylene	95% BC Braid	PVC		16.50	54.14	78	75	10	0.57
				0.201	34 lbs.					50	1.98
WRG62-1704 RG 62/U TYPE Arcnet	22 Ga. Solid CCS	Polyethylene	95% BC Braid	PVC		13.00	42.65	84	93	100	2.70
				0.201	28 lbs.					500	5.90

COAXIAL

Product Construction

CONDUCTOR:

- Solid bare copper, stranded tinned copper or solid copper clad steel

INSULATION:

- Premium grade, cellular or solid polyethylene

SHIELD:

- Bare or tinned copper or aluminum braid with or without a polyester supported aluminum foil shield

JACKET:

- PVC
- Temperature Range: 0°C to + 60°C

APPLICATIONS:

- RF signal transmission
- Video Display Terminals (VDT)
- CCTV and MATV
- Local Area Networks (LAN's)
- Programmable Logic Controllers (PLC's)
- Suggested voltage rating: 150 volts

COMPLIANCES:

- NEC Article 725 (UL: 60°C, 150V)
- NEC Article 800 (UL: 60°C, 300V)
- Designed to Meet NFPA 262 Flame Test

PACKAGING:

- 1000' (305m) Reels
- Other put-ups available—consult Customer Service

Coaxial Cable, Plenum

UL Type CL2P, UL & C (UL) Type CMP



PART NUMBER	AWG. SIZE	INSULATION MATERIAL INCHES		SHIELD COVERAGE	NOMINAL O.D.	WT	NOMINAL CAPACITANCE		VELOCITY PROPAGATION %	NOMINAL IMPEDANCE Ω	NOMINAL ATTENUATION	
					INCHES		LBS.	PF/FT			PF/M	MHZ
WRG6-2717 RG 6/U TYPE Plenum - CATV	18 Ga. Solid BC	Cellular Fluoropolymer 0.170 4.318		100% Flexfoil® +90% AL Braid	Flexguard® PVC Natural		16.00	52.50	86	75	1	0.30
					0.226	43 lbs.					10	0.66
WRG6-2709 RG 6/U TYPE Plenum - CCTV	18 Ga. Solid BC	Cellular Polyethylene 0.170 4.318		95% TC Braid	Flexguard® PVC Natural		16.00	52.50	86	75	50	1.50
					0.233	40 lbs.					100	2.10
WRG6-2704 RG6/U Quad Shld Plenum - CATV	18 Ga. Solid CCS	Cellular Fluoropolymer 0.168		100% Flexfoil® +40% AL Braid 100% Flexfoil® +60% AL Braid	Low Smoke PVC		17.00	54.12	82	75	200	3.20
					0.295	33 lbs.					900	7.90
WRG11-2730 RG 11/U TYPE Plenum - CATV	14 Ga. Solid CCS	Cellular Fluoropolymer 0.280 7.11		100% Flexfoil® +60% A.L. Braid	Flexguard® PVC Natural		16.00	52.50	82	75	1	0.15
					0.351	51 lbs.					10	0.57
WRG11-2705 RG6/U TYPE Plenum - CCTV	14 Ga. Solid BC	Cellular Fluoropolymer 0.280 7.11		95% TC Braid	Flexguard® PVC Natural		16.00	52.50	82	75	50	3.94
					0.395	81 lbs.					1000	6.19
WRG58-2711 RG 58/U TYPE Thinnest Plenum	20 Ga. (19 x 32) Stranded TC	Cellular Fluoropolymer 0.100 2.54		100% Flexfoil® +95% TC Braid	Flexguard® PVC Natural		16.00	26.00	78	50	1000	14.80
					0.165	29 lbs.					1	0.60
WRG59-2701 RG 59/U TYPE Plenum CCTV	20 Ga. Solid BC	Cellular Fluoropolymer 0.145 3.68		95% BC Braid	Flexguard® PVC Natural		16.50	54.14	82	75	100	2.80
					0.201	34 lbs.					50	1.98
WRG62-2702 RG 62/U TYPE Plenum Arcnet	22 Ga. Solid BC	Cellular Fluoropolymer 0.145 3.56		95% BC Braid	Flexguard® PVC Natural		13.00	42.65	84	93	100	2.70
					0.201	28 lbs.					50	1.90

Product Construction

CONDUCTOR:

- Solid bare copper, stranded tinned copper or solid copper clad steel

INSULATION:

- Premium grade, cellular Fluoropolymer

SHIELD:

- Bare or tinned copper or aluminum braid with or without a polyester supported aluminum foil shield

JACKET:

- Flexguard® PVC, Natural
- Temperature Range: 0°C to + 60°C

APPLICATIONS:

- RF signal transmission
- Video Display Terminals (VDT)
- CCTV and MATV
- Local Area Networks (LAN's)
- Programmable Logic Controllers (PLC's)
- Suggested voltage rating: 150 volts

COMPLIANCES:

- NEC Article 725 (UL: 60°C, 150V)
- NEC Article 800 (UL: 60°C, 300V)
- Designed to Meet NFPA 262 Flame Test

PACKAGING:

- 1000' (305m) Reels
- Other put-ups available—consult Customer Service

NON-PLENUM

PART NUMBER	GAUGE SIZE	NO. OF COND.	CONDUCTOR STRAND	JACKET COLOR	NOM. O.D. INCHES	WEIGHT
CATEGORY 3						
W242P-1071	24	2pr	Solid	***	0.13	9 lbs.
W243P-1027	24	3pr	Solid	***	0.15	13 lbs.
W244P-1054	24	4pr	Solid	***	0.16	16 lbs.
W2425P-1070	24	25pr	Solid	***	0.39	105 lbs.

CATEGORY 5e

W244P-1446	24	4pr	Solid	***	0.20	21 lbs.
------------	----	-----	-------	-----	------	---------

CATEGORY 6

W244P-1552	23	4pr	Solid	***	0.220	28 lbs.
------------	----	-----	-------	-----	-------	---------

*** Various colors available. Consult sales office for options.

DIRECT BURIAL

PART NUMBER	GAUGE SIZE	NO. OF COND.	CONDUCTOR STRAND	JACKET COLOR	NOM. O.D. INCHES	WEIGHT
CATEGORY 5e						
W244P-1897	24	4pr	Solid	Black	0.216	22 lbs.
CATEGORY 6						
W244P-1589	23	4pr	Solid	Black	0.244	30 lbs.

PLENUM

PART NUMBER	GAUGE SIZE	NO. OF COND.	CONDUCTOR STRAND	JACKET COLOR	NOM. O.D. INCHES	WEIGHT
CATEGORY 3						
W243P-2157	24	3pr	Solid	White***	0.15	13 lbs.
W244P-2027	24	4pr	Solid	White***	0.26	17 lbs.
CATEGORY 5e						
W244P-2175	24	4pr	Solid	Blue***	0.175	21 lbs.
W244P-2176	24	4pr	Solid	White***	0.175	21 lbs.
CATEGORY 6						
W244P-2274	23	4pr	Solid	White***	0.215	28 lbs.

*** Various colors available. Consult sales office for options.

Product Construction

CONDUCTOR: Solid Bare copper

INSULATION:

- Semi-rigid PVC

JACKET:

- Premium grade PVC
- Sequential footage markings

APPLICATION:

- Voice
- Data

COMPLIANCES:

- ANSI/TIA/EIA 568B.2 (Category 3)
- ANSI/ICEA S-90-861 (Category 3)
- ANSI/TIA/EIA-568-B.2 (Category 5e)
- ICEA S-90-861 (Category 5e)
- ICEA S-102-700 (Category 6)
- UL & c(UL) Type CMR

PACKAGING:

- 1000 ft. (305m) pay-out cartons
- 1000 ft. (305m) spools or reels

Product Construction

CONDUCTOR: Solid bare copper

INSULATION:

- Polyethylene
- Water Block Tape

JACKET:

- Low density polyethylene

APPLICATION:

- Direct burial
- Outdoor

Product Construction

CONDUCTOR: Solid Bare copper

INSULATION:

- FEP

JACKET:

- Low smoke flame retardant PVC
- Sequential footage markings

APPLICATION:

- Voice
- Data

COMPLIANCES:

- ANSI/TIA/EIA 568B.2 (Category 3)
- ANSI/ICEA S-90-861 (Category 3)
- ANSI/TIA/EIA-568-B.2 (Category 5e)
- ICEA S-90-861 (Category 5e)
- ICEA S-102-700 (Category 6)
- ANSI/TIA/EIA-568-B.2-1 (Category 6)
- UL & c(UL) Type CMP

PACKAGING:

- 1000 ft. (305m) pay-out cartons
- 1000 ft. (305m) spools or reels

PART NUMBER	MF6 #S	ORDER CODE	HARDWARE DESCRIPTION
W8105	HNH	6292	Wall Mount 24V Horn 2 Wire - RED
W8106	HNW	6356	Wall Mount 24V Horn 2 Wire - WHITE
W8135	HNRC	8967	Ceiling Mount 24V Horn 2 Wire - RED
W8136	HNWC	8972	Ceiling Mount 24V Horn 2 Wire - WHITE

WALL/CEILING MOUNT AUDIBLE

W8100	HSR	7249	Wall Mount Multi-Candela Horn/Strobe 2 Wire - RED
W8101	HSW	7252	Wall Mount Multi-Candela Horn/Strobe 2 Wire - WHITE
W8130	HSRC	7459	Wall Mount Multi-Candela Horn/Strobe 4 Wire - RED
W8131	HSWC	7464	Wall Mount Multi-Candela Horn/Strobe 4 Wire - WHITE

WALL/CEILING MOUNT STROBES

W8102	STR	7380	Wall Mount Multi-Candela Strobe / 24V - RED
W8103	STW/STWC	7685	Wall Mount Multi-Candela Strobe / 24V - WHITE
W8132	STRC	7477	Wall Mount Multi-Candela Strobe / 24V - RED *SNAP COVER*
W8133	STRW	7488	Wall Mount Multi-Candela Strobe / 24V - WHITE *SNAP COVER*

SPEAKERS, SPEAKER STROBES & ACCESSORIES

W8097R	E60-R	3746	Ceiling Mount Speaker Only - RED
W8097W	E60-W	3745	Ceiling Mount Speaker Only - WHITE
W8065R	E70-R	7866	Wall / Ceiling Mount 2W Speaker Only - Square - RED
W8065W	E70-W	7868	Wall / Ceiling Mount 2W Speaker Only - Square - WHITE
W8062W	E90-W	7869	Wall / Ceiling Mount 2W Speaker Only - Round - WHITE
W8052	E50-24MCW-FW	227	Wall Mount Speaker Strobe Multi CD - Square -WHITE
W8052R	E50-24MCW-FR	226	Wall Mount Speaker Strobe Multi CD - Square - RED
W8098R	E60-24MCC-FR	3748	Ceiling Mount Speaker Strobe Multi-Candela - RED
W8098W	E60-24MCC-FW	3750	Ceiling Mount Speaker Strobe Multi-Candela - WHITE
W8069R	E70-24MCW-FR	9022	Wall Speaker Strobe Multi CD - Square - RED
W8069W	E70-24MCW-FW	9023	Wall Speaker Strobe Multi CD - Square - WHITE
W8063W	E90-24MCC-FW	3166	Ceiling Mount Speaker Strobe Multi-Candela - WHITE
W8085	SSB-4	3380	4-inch Speaker & Speaker/Strobe Support Bracket Tile

POWER SUPPLIES & SYNC MODULES

W8064-8	PS-8	5531	8-AMP 12/24 VDC Power Supply
W8074	SM-12/24-R	6369	Sync Module - RED
W8074R	DSM 12/24R	6374	Dual Sync Module - RED
W8064-6	PS-6	5530	6-AMP 12/24 VDC Power Supply

WEATHERPROOF AUDIBLES, STROBES & ACCESSORIES

W8070-24WPR	AH-24WP-R	7416	Wall / Ceiling Horn Only - RED
W8079R	WBB-R	2959	Weatherproof Backbox For AH - RED
W8083W-75	ASWP-2475W-FR	9012	Wall Mount Horn/Strobe 24V, 75CD - RED
W8084	WPBB-R	9014	Weatherproof Backbox for ASWP - RED
WFP-R	WFP-R	4696	Mounting Plate for ASWP, Flush, Outdoor - RED
W8087R-75	RSSWP-2475W-FR	9013	Wall Mount Strobe Only, 24V, 75CD - RED
W8086	WPSBB-R	9751	Weatherproof Backbox for RSSWP - RED

* Please allow us to assist you with any of your Safepath (Multi-function Facility Communications Systems) needs as well.



W8064-8 (PS-8)



W8102 (STR)



W8105 (HNH)



W8131 (HSWC)



W8098W (E60-24MCC-FW)



W8063W (E90-24MCC-FW)

PART NUMBER	MFG #'S	HARDWARE DESCRIPTION
CONVENTIONAL FIRE ALARM CONTROL PANELS		
WMS2	MS-2	Fire Alarm Control Panel, 2-Zone, Class B, 24VDC, One Class B NAC
WMS4	MS-4	Fire Alarm Control Panel, 4-Zone, Class B/A , 24VDC, One Class B/A NAC
WMS5UD-3	MS-5UD	Fire Alarm Control Panel, 5-Zone, Class B/A, 24VDC with 3.0 A FLPS
WMS10UD-7	MS-10UD	Fire Alarm Control Panel, 10-Zone, Class B/A, 24VDC with 7.0 A FLPS
INTELLIGENT ADDRESSABLE FIRE ALARM CONTROL PANELS		
WMS9050UD	MS-9050UD	50-Point Addressable Panel, supports 50 modules or detectors in any combination
WMS9200UDLS	MS-9200UDLS	Addressable Fire Alarm Control,198-Points on One Signaling Line Circuit (SLC) Loop, 24VDC
WMS9600	MS-9600	Addressable Fire Alarm Control, 636-Points on Two Signaling Line Circuit's (SLC's), (2nd SLC optional),24VDC
CENTRAL STATION EQUIPMENT		
W411	411	3 Channel, dual line slave DACT. Requires PRO-411 programmer.
W411UD	411UD	4 Channel dual line slave programmer DACT, Form-C Relay and Up/Download Capability. Requires PRO-411.
WDACTUD	DACT-UD	Upload/Download Digital Alarm Communicator Transmitter for the MS-9600
WIPDACTUD	IPDACT-UD	Internet Digital Alarm Communicator Supports Upload/Download from Central Station Receiver only
POWER SUPPLIES		
WFCPS24FS6	FCPS-24FS6	Remote Power Supply/Signal Circuit Expander, 6 Amps, 2 Class A & 2 Class B or 4 Class B NACs, Integral Battery Charger capable of 18 AH, Supports System Sensor, Wheelock, & Gentex (Up to Commander 2 Only) Sync Protocol
WFCPS24F58	FCPS-24FS8	Remote Power Supply/Signal Circuit Expander, 8 Amps, 2 Class A/ 2 Class B or 4 Class B NACs, Integral Battery Charger up to 18 AH, Supports System Sensor, Wheelock, & Gentex (Up to Commander 2 Only) Sync Protocol
ANNUNCIATORS		
WANN80	ANN-80	80-Character LCD Serial Annunciator – Use with MS-5UD, MS-10UD and MS-9050UD
WLCD80F	LCD-80F	80-Character Remote Annunciator – Use with MS-9200UDLS and MS-9600
INTELLIGENT ADDRESSABLE DEVICES		
WSD355	SD355	Addressable Low-Profile Photoelectric Smoke Detector
WH355	H355	Addressable Heat Detector
WAD355	AD355	ADAPT, Addressable Multi-sensing detector, Low-Profile Photoelectric Smoke Detector and Thermal, Capable of Heat-Only alarm mode. Clip Mode Only.
WD350PL	D350PL	Addressable Photoelectric Low-Flow Duct Detector, Includes Smoke Head
WBEAM355	BEAM355	Addressable Beam Detector
WBG12LX	BG-12LX	Addressable Manual Pull Station, Dual-Action, Lexan, Key Lock
INTELLIGENT ADDRESSABLE MONITOR/CONTROL MODULARS		
WCMF300	CMF-300	Addressable Control Module – One Supervised, Style Y/Z (Class A/B) Notification Appliance (Bell) Circuit.
WCRF300	CRF-300	Addressable Relay Module – Built-In Two Form-C Relays
WMDF300	MDF-300	Same as MMF-300, w/one additional Style B/D (Class A/B) Initiating Device Circuit
WMMF300	MMF-300	Addressable Monitor Module, One Style B/D (Class A/B) Initiating Device Circuit for Monitoring N/O Contact Devices, includes Polling LED
WMMF301	MMF-301	Addressable Mini-Monitor Module, One Style B (Class B) Initiating Device Circuit for Monitoring N/O Contact Devices, Does Not Include a Polling LED
WMMF302	MMF-302	Addressable Monitor Module, One Style B (Class B) Initiating Device Circuit for Monitoring Compatible 2-Wire Smoke Detectors, includes Polling LED. Refer to the Fire-Lite Alarms Device Compatibility Document #15384 for list of compatible detectors.



WMS9200UDLS (MS-9200UDLS)



W411 (411 Series)



WSD355 (SD355)

PART NUMBER	MFG #S	HARDWARE DESCRIPTION
AUDIO SYSTEMS:		
WAT406	AT-406	Set - 2 Handsets, White (AT-206, AT-306)
WAT306	AT-306	White Handset Sub For AT-406
WAT406B	AT-406B	Set - 2 Handsets, Charcoal Gray (AT-206B, AT-306B)
WC123L/A	C-123L/A	Chime Com Set, 1 Door, 1 Master
WC123LW	C-123LW	Dual Master Chime Com Set, 1 Door, 2 Masters, Incl. DAK-2S
WCML/A	C-ML/A	Master Station For C-123L/A, Incl. DAK-2S
WCCS-1A	CCS-1A	Chime Com 2 Set, 1 Door, 1 Master
WLEM-1DL	LEM-1DL	1-Call Surface Mount Master With Door Release
WLEM-1DLS	LEM-1DLS	Access Sentry Set (LEM-1DL, LE-D, PT-1210N)
WDBS1A	DBS-1A	DB Series 1 Door, 1 Master Kit (Kit Contains: DA-1DS, DB-1MD, PT-1211C)
WDB1SD	DB-1SD	Hands-Free Sub Master Station
VIDEO SYSTEMS:		
WJKS1AD	JKS-1AD	Pantilt Zoom Hands-Free 1x2 Color Video Set (JK-1MD, JK-DA, PS-1820UL)
WJKS1ADF	JKS-1ADF	Pantilt Zoom Hands-Free 1x2 Color Video Set (JK-1MD, JK-DVF, PS-1820UL)
WJKS1ADV	JKS-1ADV	Pantilt Zoom Hands-Free 1x2 Color Video Set (JK-1MD, JK-DV, PS-1820UL)
WJKS1AED	JKS-1AED	Pantilt Zoom Hands-Free 1x2 Color Video Set w/Memory (JK-1MED, JK-DA, PS-1820UL)
WJKS1AEDF	JKS-1AEDF	Pantilt Zoom Hands-Free 1x2 Color Video Set w/Memory (JK-1MED, JK-DVF, PS-1820UL)
WJKS1AEDV	JKS-1AEDV	Pantilt Zoom Hands-Free 1x2 Color Video Set w/Memory (JK-1MED, JK-DV, PS-1820UL)
WJK1HD	JK-1HD	Hands-Free Video Sub Master For JK Series
WJFS2AED	JFS-2AED	Hands-Free 2x3 Color Video Standard Set (JF-2MED, JF-DA, PS-1820UL)
WJFS2AEDF	JFS-2AEDF	Hands-Free 2x3 Color Video Vandal Flush Set (JF-2MED, JF-DVF, PS-1820UL)
WJFS2AEDV	JFS-2AEDV	Hands-Free 2x3 Color Vid, Set Vandal (JF-2MED, JF-DV, PS-1820UL)
WJF2HD	JF-2HD	Hands-Free Sub Master For JF-2MED
WJFDA	JF-DA	JF Surface Mount Color Video Door Station
WJFDV	JF-DV	JF Surface Mount Color Vandal Door Station
WJFDVF	JF-DVF	JF Flush Mount Color Vandal Door Station - Stainless Steel
WAX084C	AX-084C	AX Series Central Exchange Unit (4 Master - 8 Door)
WAX248C	AX-248C	AX Series Central Exchange Unit (8 Master - 24 Door)
WAX8M	AX-8M	Audio Master Station
WAX8MV	AX-8MV	Audio/Video Master Station, Black
WAXDV	AX-DV	Surface Vandal Video Door Station
WAXDVF	AX-DVF	Flush Vandal Video Door Station, Stainless Steel Faceplate
WAXDM	AX-DM	Mullion Audio Door Station
WIFDA	IF-DA	Surface Mount Door Station, Brown Plastic
WIEJA	IE-JA	Flush Mount Door Station, Stainless Steel Cover
WIESS	IE-SS	FL MT 2-Gang Sub Station, Stainless Steel
WSBX2G	SBX-2G	2-Gang Stainless Steel Surface Mount Box
POWER SUPPLIES:		
WPS1225UL	PS-1225UL	12V DC Power Supply, 2.5A, UL
WPS1820UL	PS-1820UL	18V DC Power Supply, 2A UL
WPS2420UL	PS-2420UL	24V DC Power Supply, 2A UL
WPT-1210N	PT-1210N	12V AC Plug-In Transformer, 110V Input, UL
WPT1211C	PT-1211C	15V AC Plug-In Transformer, 110V Input, UL
WSKK620B	SKK-620B	6V DC Power Supply, 200MA, 110V Input, UL



HARDWARE

BELDEN TO CONNECT-AIR PART NUMBER CROSS-REFERENCE

Belden	Connect-Air Part No.	Belden	Connect-Air Part No.	Belden	Connect-Air Part No.	Belden	Connect-Air Part No.
513945	WRG11-1712	5302UE	W184C-1037	5539Y5	WRG62-1704	6309UE	W1812C-2148
533945	WRG6-1713	5304FE	W186C-1046	6000FE	W121P-2144	6320FE	W181P-2252
539945	WRG6-1832	5304UE	W186C-1049	6000UE	W121P-2151	6320FK	W181P-2620
543945	WRG59-1721	5306FE	W188C-1068	6002UE	W124C-2271	6320FL	W181P-2601
549945	WRG59-1805	5306UE	W188C-1041	6020FL	W121P-2645	6320UE	W181P-2095
613948	WRG11-2705	5309UE	W1812C-1236	6020UL	W121P-2613	6320UJ	W181P-2622
633938	WRG6-2717	5320FE	W181P-1154	6100FE	W141P-2087	6320UL	W181P-2600
633948	WRG6-2709	5320FJ	W181P-1608	6100UE	W141P-2013	6322FL	W184C-2621
639948	WRG6-2832	5320FL	W181P-1603	6101FE	W143C-2219	6322UL	W184C-2607
643948	WRG59-2701	5320UE	W181P-1153	6102UE	W144C-2093	6324UL	W186C-2647
649948	WRG59-2805	5320UJ	W181P-1617	6120FL	W141P-2605	6342FE	W183P-2210
5000FE	W121P-1377	5320UL	W181P-1604	6120UJ	W141P-2646	6343FE	W184P-2286
5000UE	W121P-1058	5322FL	W184C-1605	6120UL	W141P-2611	6400FE	W201P-2057
5020FL	W121P-1653	5322UL	W184C-1602	6122FL	W144C-2642	6400UE	W201P-2053
5020UL	W121P-1624	5324UL	W186C-1654	6122UL	W144C-2640	6401FE	W203C-2173
5100FE	W141P-1219	5326UL	W188C-1667	6139B8	WRG11-2730	6401UE	W203C-2064
5100UE	W141P-1081	5339B5	WRG6-1708	6200FE	W161P-2084	6402FE	W204C-2124
5102UE	W144C-1109	5400FE	W201P-1069	6200UE	W161P-2062	6402UE	W204C-2065
5120FJ	W141P-1649	5400UE	W201P-1014	6201FE	W163C-2018	6439C8	WRG59-2713
5120FL	W141P-1600	5401FE	W203C-1019	6201UE	W163C-2008	6500FE	W221P-2044
5120UL	W141P-1607	5401UE	W203C-1076	6202FE	W164C-2155	6500UE	W221P-2005
5122FL	W144C-1650	5402FE	W204C-1207	6202UE	W164C-2102	6501FE	W223C-2144
5122UL	W144C-1651	5402UE	W204C-1129	6220FK	W161P-2634	6501UE	W223C-2036
5200FE	W161P-1010	5500FE	W221P-1001	6220FL	W161P-2602	6502FE	W224C-2020
5200UE	W161P-1031	5500UE	W221P-1052	6220UJ	W161P-2633	6502UE	W224C-2057
5201FE	W163C-1469	5501FE	W223C-1097	6220UL	W161P-2601	6504FE	W226C-2077
5201UE	W163C-1904	5501UE	W223C-1193	6222FL	W164C-2604	6504UE	W226C-2083
5202FE	W164C-1953	5502FE	W224C-1005	6222UL	W164C-2637	6506FE	W228C-2032
5202UE	W164C-1123	5502UE	W224C-1108	6300FE	W181P-2040	6506UE	W228C-2089
5220FJ	W161P-1609	5504FE	W226C-1042	6300UE	W181P-2051	6509UE	W2212C-2235
5220FL	W161P-1606	5504UE	W226C-1024	6301FE	W183C-2058	6520FE	W221P-2153
5220UJ	W161P-1647	5506FE	W228C-1252	6301UE	W183C-2052	6520UE	W221P-2159
5220UL	W161P-1601	5506UE	W228C-1906B	6302FE	W184C-2059	6522UE	W224C-2160
5222FL	W164C-1628	5508FE	W2210C-1451	6302UE	W184C-2099	6539Y8	WRG62-2702
5222UL	W164C-1614	5508UE	W2210C-1149	6304FE	W186C-2055	6541FE	W222P-2147
5300FE	W181P-1003	5509FE	W2212C-1198	6304UE	W186C-2054	6541UE	W222P-2198
5300UE	W181P-1002	5509UE	W2212C-1286	6306FE	W188C-2030	6542FE	W223P-2143
5301FE	W183C-1240	5520FE	W221P-1234	6306UE	W188C-2046	6543FE	W224P-2999
5301UE	W183C-1045	5520UE	W221P-1023	6308UE	W1810C-2078	6545FE	W226P-2096
5302FE	W184C-1051	5522UE	W224C-1057	6309FE	W1812C-2145		

This cross reference is intended as a guide only to represent functional equivalents. There may be some variance in construction and color codes. Please refer to your Sales Office for more specific information. Connect-Air assumes no responsibility for variances due to construction changes, industry or agency updates.

WEST PENN TO CONNECT-AIR PART NUMBER CROSS-REFERENCE

West Penn	Connect-Air Part No.	West Penn	Connect-Air Part No.	West Penn	Connect-Air Part No.	West Penn	Connect-Air Part No.
220	W221P-1023	841	WRG6-1708	50231	W223C-2036	60700B	W144C-2640
221	W221P-1052	862	WRG58-1723	77293	W181P-1289	60975B	W181P-2601
222	W201P-1014	975	W181P-1603	82262	WRG62-2702	60977B	W184C-2621
224	W181P-1002	977	W184C-1605	252815	WRG59-2805	60980B	W181P-2600
225	W161P-1031	980	W181P-1604	252825	WRG59-2723	60982B	W184C-2607
226	W141P-1081	982	W184C-1602	25355B	W222P-2290	60990B	W161P-2602
227	W121P-1058	984	W186C-1654	254245	W244P-2175	60991B	W161P-2601
228	W181P-1153	986	W188C-1667	254245	W244P-2176	60992B	W141P-2605
231	W223C-1193	990	W161P-1601	254246	W244P-2274	60993B	W141P-2611
232	W203C-1076	991	W161P-1606	25186B	W186C-2054	60995B	W121P-2613
234	W183C-1045	992	W164C-1614	25221B	W221P-2005	AQ224	W181P-1679
235	W163C-1904	993	W164C-1628	25222B	W201P-2053	AQ225	W161P-1657
241	W224C-1108	994	W141P-1607	25224B	W181P-2051	AQ226	W141P-1663
242	W204C-1129	995	W141P-1600	25225B	W161P-2062	AQ244	W184C-1693
244	W184C-1037	998	W121P-1624	25226B	W141P-2013	AQ245	W164C-1672
245	W164C-1123	999	W121P-1653	25227B	W121P-2151	AQ293	W181P-1676
246	W144C-1109	1100	WRG11-1711UL	25234B	W183C-2052	AQ294	W161P-1661
270	W226C-1024	2815	WRG59-1805	25241B	W224C-2057	AQ295	W141P-1662
271	W228C-1906B	3011	W204C-1207	25242B	W204C-2065	D25510	W222P-2009
272	W2210C-1149	3021	W186C-1046	25244B	W184C-2099	D60975	W181P-2620
273	W2212C-1286	3241	W224C-1005	25270B	W226C-2083	D60990	W161P-2634
283	W1812C-1236	3244	W184C-1051	25271B	W228C-2089	D975	W181P-1608
290	W221P-1234	3245	W164C-1953	25273B	W2212C-2186	D980	W181P-1617
291	W221P-1001	3270	W226C-1042	25284B	W161P-2084	D990	W161P-1647
292	W201P-1069	3271	W228C-1252	25290B	W221P-2153	D991	W161P-1609
293	W181P-1003	3272	W2210C-1451	25291B	W221P-2044	D995	W141P-1649
294	W161P-1010	3273	W2212C-1198	25292B	W201P-2057	WP52995	W244P-1054
295	W141P-1219	3283	W1812C-1966	25293B	W181P-2040	WP54854	W244P-2027
296	W121P-1377	4245	W244P-1446	25295B	W141P-2087	WP54980	W243P-2157
301	W223C-1097	4246	W244P-1914	25296B	W121P-2144	WP54982	W244P-1071
302	W203C-1019	5900	WRG59-1700	25301B	W223C-2144	WP54983	W243P-1027
303	W183C-1240	25235	W163C-2008	25303B	W183C-2058		
304	W163C-1469	25440	W182P-2147	25510B	W222P-2009B		
700	W144C-1651	25441	W183P-2213	253186B	W186C-2055		
806	WRG6-1713	25806	WRG6-2709	253241B	W224C-2020		
811	WRG11-1712	25811	WRG11-2705	253244B	W184C-2059		
815	WRG59-1721	25815	WRG59-2701	253270B	W226C-2077		
816	WRG59-1729	25841	WRG6-2717	253271B	W228C-2032		
840	WRG59-1732	25862	WRG58-2711	60164B	W164C-2637		
				603164B	W161P-2604		

This cross reference is intended as a guide only to represent functional equivalents. There may be some variance in construction and color codes. Please refer to your Sales Office for more specific information. Connect-Air assumes no responsibility for variances due to construction changes, industry or agency updates.

CONNECT-AIR PART NUMBER INDEX

CAI Part No.	Pg. #
W121P-1058	4, 18
W121P-1377	5, 19
W121P-1624	11
W121P-1653	11
W121P-2144	7, 21
W121P-2151	6, 20
W121P-2613	15
W121P-2643	16
W121P-2645	15
W124C-1656	11
W124C-1659	11
W124C-2271	6, 20
W124C-2273	7, 21
W124C-2641	15
W141P-1081	4, 18
W141P-1110	25
W141P-1219	5, 19
W141P-1600	11
W141P-1600CI	14
W141P-1600CIC	14
W141P-1607	11
W141P-1607CI	14
W141P-1607CIC	14
W141P-1607MC	14
W141P-1649	12
W141P-1656	12
W141P-1662	13
W141P-1663	13
W141P-2013	6, 20
W141P-2013NVBL	23
W141P-2087	7, 21
W141P-2605	15
W141P-2611	15
W141P-2635	16
W141P-2646	16
W14224C-2810	21
W144C-1109	4, 18
W144C-1650	11
W144C-1650CI	14
W144C-1650CIC	14
W144C-1651	11
W144C-1651CI	14
W144C-1651CIC	14
W144C-1651MC	14
W144C-1699	13
W144C-1971	5, 19
W144C-2093	6, 20
W144C-2297	7, 21
W144C-2640	15
W144C-2642	15
W161C-1031	4
W161P-1010	5, 19
W161P-1031	18
W161P-1047	25
W161P-1276	24
W161P-1601	11
W161P-1601CI	14
W161P-1601CIC	14
W161P-1601MC	14
W161P-1606	11
W161P-1606CI	14

CAI Part No.	Pg. #
W161P-1606CIC	14
W161P-1609	12
W161P-1647	12
W161P-1657	13
W161P-1661	13
W161P-2062	6, 20,22
W161P-2084	7,21,23
W161P-2601	15
W161P-2602	15
W161P-2633	16
W161P-2634	16
W163C-1469	5, 19
W163C-1904	4, 18
W163C-2008	6, 20
W163C-2018	7, 21
W164C-1123	4, 18
W164C-1428	24
W164C-1614	11
W164C-1614CI	14
W164C-1614CIC	14
W164C-1614MC	14
W164C-1628	11
W164C-1628CI	14
W164C-1628CIC	14
W164C-1953	5, 19
W164C-2102	6, 20
W164C-2155	7, 21
W164C-2604	15
W164C-2637	15
W1810C-1003	5, 19
W1810C-2078	6, 20
W1810C-2088	7, 21
W1812C-1236	4, 18
W1812C-1966	5, 19
W1812C-2145	7, 21
W1812C-2148	6, 20
W181P-1002	4, 18
W181P-1003	5, 19
W181P-1060G	23
W181P-1072	21
W181P-1105	25
W181P-1416	24
W181P-1603	11
W181P-1603CI	14
W181P-1603CIC	14
W181P-1604	11
W181P-1604CIC	14
W181P-1604MC	14
W181P-1608	12
W181P-1617	12
W181P-1676	13
W181P-1679	13
W181P-2028XRB	23
W181P-2040	7, 21,23
W181P-2051	6, 20, 22
W181P-2051YRB	22
W181P-2540	22
W181P-2600	15
W181P-2601	15
W181P-2620	16
W181P-2622	16
W181P-5041LAN	23
W182P-2147	8
W183C-1045	4, 18
W183C-1052	25
W183C-1240	5, 19
W183C-1245	24
W183C-2052	6, 20

CAI Part No.	Pg. #
W183C-2058	7, 21,23
W183C-2058BLBJC	22
W183C-2058BLRB	22
W183C-2552	22
W183C-5043LAN	23
W183P-2210	8
W183P-2213	8
W184C-1037	4, 18
W184C-1051	5, 19
W184C-1054	25
W184C-1054	25
W184C-1270	25
W184C-1602	11
W184C-1602CIC	14
W184C-1602MC	14
W184C-1605	11
W184C-1605CI	14
W184C-1605CIC	14
W184C-1693	13
W184C-2059	7, 21
W184C-2099	6, 20
W184C-2099P	22
W184C-2286	8
W184C-2607	15
W184C-2621	15
W186C-1046	5, 19
W186C-1049	4,18
W186C-1391	24
W186C-1497	25
W186C-1654	11
W186C-2054	6, 20
W186C-2055	7, 21
W186C-2644	15
W186C-2651	15
W188C-1041	4, 18
W188C-1068	5, 19
W188C-1552	24
W188C-1667	11
W188C-2030	7, 21
W188C-2046	6, 20
W20185C-2816TCS	23
W201P-1014	4, 18
W201P-1069	5, 19
W201P-2053	6, 20
W201P-2053BLUSM	23
W201P-2053RIB	22, 23
W201P-2057	7, 21
W203C-1019	5, 19
W203C-1076	4, 18
W203C-2064	6, 20
W203C-2173	7, 21
W204C-1129	4, 18
W204C-1207	5, 19
W204C-2065	6, 20
W204C-2065P	22
W204C-2124	7, 21
W2210C-1149	4, 18
W2210C-1451	5, 19
W2212C-1198	5, 19
W2212C-1286	4, 18
W2212C-2235	6, 20
W221P-1001	5, 19
W221P-1002B	22
W221P-1002PE	23
W221P-1003B	22
W221P-1003PE	23
W221P-1052	4, 18
W221P-2001B	22,23

CAI Part No.	Pg. #
W221P-2001GRB	22
W221P-2001ORWS	23
W221P-2002B	22
W221P-2005	6, 20,22
W221P-2044	7, 21
W221P-2227RIB	22
W222P-1004B	22
W222P-1005B	22
W222P-1005LT	23
W222P-2003B	22
W222P-2004B	22
W222P-2009	8
W222P-2147	8
W222P-2147BRNJC	22
W223C-1097	5, 19
W223C-1193	4, 18
W223C-2036	6, 20,22
W223C-2060XRIB	23
W223C-2060YPC	23
W223C-2144	7, 21
W223C-2144FCBL	22
W223C-2560	21
W223P-2143	8
W223P-2150	8
W224C-1005	5, 19
W224C-1108	4, 18
W224C-2020	7, 21
W224C-2057	6, 20
W224P-2999	8
W226C-1024	4, 18
W226C-1042	5, 19
W226C-2077	7, 21
W226C-2083	6, 20
W226P-2096	8
W228C-1252	5, 19
W228C-1906	4,18
W228C-2032	7, 21
W228C-2089	6, 20
W24163P-1823	9
W24163P-1823S	9
W24163P-2823	9
W24163P-2823S	9
W24182P-2306BL	22
W241P-2000FB	21,23
W241P-2000FB	22
W241P-2000FB/BL	21
W241P-2000FBLRB	22
W241P-2000FBRSP	22
W241P-2000FRIB	22
W241P-2000GRN	21
W241P-5400BLNRB	23
W241P-5400FLNRB	23
W242P-2108	23
W2425P-1070	28
W242P-1071	28
W243P-1027	28
W243P-2157	22,23,28
W244P-1054	28
W244P-1446	28
W244P-1589	28
W244P-1897	28
W244P-1914	28
W244P-2027	28
W244P-2175	28
W244P-2176	28
W244P-2274	28
W8471-1	23
W8471-2	23
W8723-1	23

CAI Part No.	Pg. #
W8723-2	23
W9182-1	23
W9182-2	23
WI14-02SVNTC	24
WI14-03SVNTC	24
WI14-03VNTC	25
WI14-04SVNTC	24
WI14-04VNTC	23,25
WI14-06VNTC	25
WI16-03SVNTC	24
WI16-03VNTC	25
WI16-04VNTC	25
WI16-06SVNTC	24
WI16-06VNTC	25
WI16-08VNTC	25
WI18-02SVNTC	24
WI18-08VNTC	25
WRG11-1711UL	26
WRG11-1712	26
WRG11-2705	27
WRG11-2730	27
WRG58-1723	26
WRG58-2711	27
WRG59-1700	26
WRG59-1721	9, 26
WRG59-1805	9
WRG59-2701	9, 27
WRG59-2805	9
WRG6-1702	26
WRG6-1708	26
WRG6-1713	26
WRG6-1832	9
WRG62-1704	26
WRG62-2702	27
WRG6-2704	27
WRG6-2709	27
WRG6-2717	27
WRG6-2832	9
WSECCOMP-1820	10
WSECCOMP-2812	10
WSECCOMP-2813	10
WSECCOMP-2814	10
WSECCOMP-2825	10

Partial list of lines available:

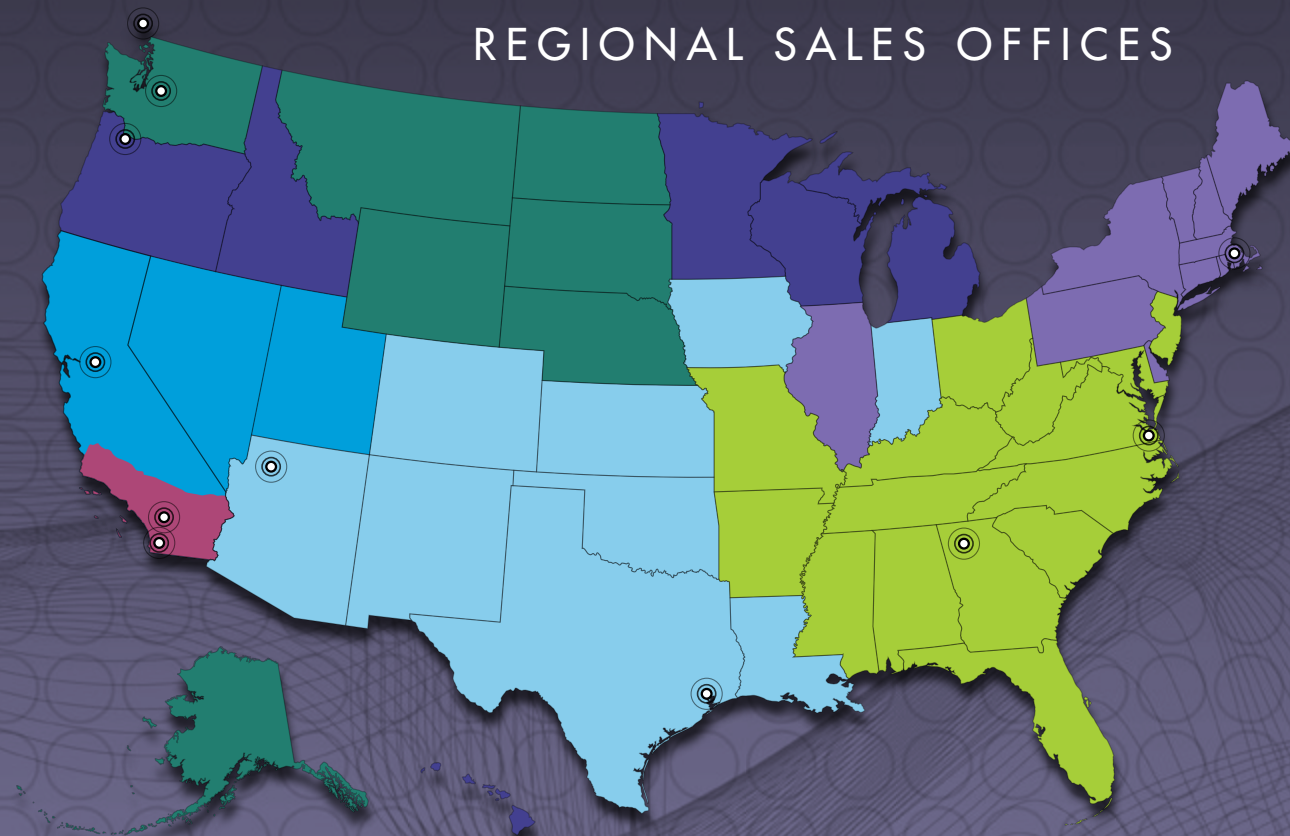


A Smarter Vision®





REGIONAL SALES OFFICES



Seattle, WA
(253) 813-5599 | Toll-free: (800) 247-1978

Anaheim, CA
(714) 400-9900 | Toll-free: (866) 400-7530

Atlanta, GA
(678) 430-0310 | Toll-free: (866) 616-1978

Boston, MA
(978) 649-2980 | Toll-free: (866) 437-2980

Chesapeake, VA
(678) 430-0310 | Toll-free: (866) 616-1978

Houston, TX
(602) 453-0998 | Toll-free: (877) 453-0998

Phoenix, AZ
(602) 453-0998 | Toll-free: (877) 453-0998

Portland, OR
(503) 443-1130 | Toll-free: (877) 333-7202

San Diego, CA
(714) 400-9900 | Toll-free: (866) 400-7530

Tracy, CA
(209) 221-6900 | Toll-free: (866) 730-5599

Vancouver, BC
(253) 813-5599 | Toll-free: (800) 247-1978

Washington, Alaska, Montana, Nebraska, Wyoming, North Dakota, South Dakota and Vancouver, Canada.

Southern California – South of San Luis Obispo.

Georgia, Florida, South Carolina, North Carolina, Alabama, Kentucky, Arkansas, Mississippi, Tennessee, Virginia, West Virginia, Maryland, Georgia, Missouri, and Ohio.

Massachusetts, Maine, New Hampshire, Vermont, Connecticut, Rhode Island, New York, Pennsylvania, New Jersey, Delaware, and Illinois.

Maryland, Virginia, Washington, DC

Texas market and panhandle

Arizona, New Mexico, Kansas, Iowa, Indiana, Louisiana, Oklahoma, Texas, and Colorado.

Oregon, Idaho, Wisconsin, Minnesota, Michigan, and Hawaii.

Southern California

Northern California – North of San Luis Obispo, Nevada with the exception of existing accounts in this territory, and Utah.

Washington, Alaska, Montana, Nebraska, Wyoming, North Dakota, South Dakota and Vancouver, Canada.