


Screw Cover Enclosures

Application -
Designed for use as electrical junction boxes, terminal wiring boxes, instrument housings, and electrical control enclosures. Provides protection from dust, oil and water. For installation information, consult our Installation Manual at www.saginawcontrol.com.

- Construction -**
- 0.063" carbon steel.
 - Seams continuously welded and ground smooth, no holes or knockouts.
 - Captivated cover screws thread into sealed wells.
 - Oil resistant gasket.
 - Standoffs provided for mounting optional sub-panels.

Finish -
ANSI-61 gray powder coated inside and out. Optional sub-panels are powder coated white.

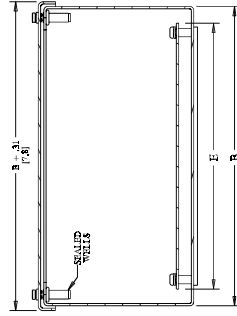
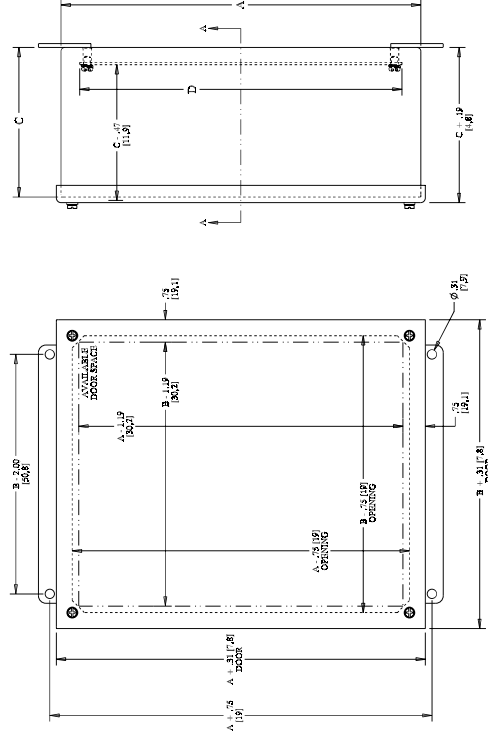
IS2 - Industry Standards -
NEMA Type 4, 12 & Type 13
UL Listed Type 4 & 12
CSA Type 4 & 12
IEC 60529 IP66



SCREW COVER ENCLOSURES

Catalog No.	ENCLOSURE PRODUCT CODE A1				SUB-PANEL (P3)		List Price	Panel Height (D)	Panel Width (E)	List Price
	Height (A)	Width (B)	Depth (C)	Industry Standard	Catalog No.	No Panel				
SCE-404SC	4.00	4.00	3.00	IS2	37.62	No Panel	N/A	N/A		
SCE-4044SC	4.00	4.00	4.00	IS2	37.62	No Panel	N/A	N/A		
SCE-604SC	6.00	4.00	3.00	IS2	42.64	SCE-6P4	4.88	2.88	3.01	3.01
SCE-6044SC	6.00	4.00	4.00	IS2	47.66	SCE-6P4	4.88	2.88	3.01	3.01
SCE-606SC	6.00	6.00	4.00	IS2	50.17	SCE-6P6	4.88	4.88	3.61	3.61
SCE-6066SC	6.00	6.00	6.00	IS2	52.68	SCE-6P6	6.75	4.88	4.17	4.17
SCE-806SC	8.00	6.00	4.00	IS2	60.19	SCE-8P6	6.75	4.88	4.17	4.17
SCE-8066SC	8.00	6.00	6.00	IS2	60.19	SCE-8P6	6.75	6.88	4.89	4.89
SCE-1006SC	10.00	8.00	4.00	IS2	65.22	SCE-10P6	8.75	6.88	5.70	5.70
SCE-10066SC	10.00	8.00	6.00	IS2	73.99	SCE-10P6	8.75	6.88	5.70	5.70
SCE-1010SC	10.00	10.00	4.00	IS2	72.73	SCE-10P10	8.75	8.88	6.73	6.73
SCE-10106SC	10.00	10.00	6.00	IS2	81.51	SCE-10P10	8.75	8.88	6.73	6.73
SCE-1210SC	12.00	10.00	5.00	IS2	82.76	SCE-12P10	10.75	8.88	7.72	7.72
SCE-12106SC	12.00	10.00	10.00	IS2	125.41	SCE-12P10	10.75	8.88	7.72	7.72
SCE-1412SC	14.00	12.00	6.00	IS2	96.56	SCE-14P12	12.75	10.88	9.08	9.08
SCE-14126SC	14.00	12.00	6.00	IS2	105.34	SCE-14P12	12.75	10.88	9.08	9.08
SCE-1614SC	16.00	14.00	6.00	IS2	122.89	SCE-16P14	14.75	12.88	19.95	19.95

SCREW COVER ENCLOSURES TECHNICAL DATA



NOTE:
Sub-panel must be ordered separately

SECTION A-A

Phone (989) 799-6871
Fax (989) 799-4524



Back to
Wall-Mount
Enclosures

Phone (989) 799-6871
Fax (989) 799-4524



Back to
Wall-Mount
Enclosures

Phone (989) 799-6871
Fax (989) 799-4524