

## WORK STATION ACCESSORIES

### Monitor Mounting System

Designed for direct mounting of a flat screen monitor to the Work Station window door. Can be used with Standard Work Station or Slope Top Workstation. Made of steel and black texture powder coated. Mounting hardware is included.


Catalog No.	Product Code	List Price
SCE-STMMK	P2	53.28



### Rack Mounting Angle (Type RA) - "U-Shape"

Designed for mounting 19" rack mount equipment. Order clip nut package (CN1032) to provide tapped holes. Made of heavy gauge steel and powder coated white. Mounting hardware is included.

Catalog No.	Length	Mounting Location	Quantity Per Kit	Product Code	List Price
SCE-60RA19WS	19.25	Top	2	C2	119.96
SCE-60RA24WS	26.00	Bottom	2	C2	125.17




Type RA Angle  
SCE-CN1032

### Rack Mounting Angle (Type RP) - "L-Shape"

Designed for mounting 19" rack mount equipment. Order clip nut package (SCE-CN1032) to provide tapped holes. Made of heavy gauge steel and powder coated white. Mounting hardware is included.

Catalog No.	Length	Mounting Location	Quantity Per Kit	Product Code	List Price
SCE-60RP19WS	19.25	Top	2	C2	56.68
SCE-60RP24F6	26.25	Bottom	2	P2	62.09



Type RP Angle

### Pencil Edge/Palm Rest

Designed as a palm rest or retainer for the keyboard surface of the work station. Made of heavy gauge steel and powder coated white. "SS" part made of Type 304 stainless steel with #4 brushed finish. Mounting hardware is included.

Catalog No.	Height (A)	Width (B)	Depth (C)	Product Code	List Price
SCE-STW6SPL	0.56	26.00	2.00	C2	32.91
SCE-STW6SPLUS	0.56	23.00	2.00	C2	114.00



Phone (989) 799-6871  
Fax (989) 799-4524




## WORK STATION ACCESSORIES

### Panel Support

Panel supports can be installed horizontally to the left and right side of enclosure. Allows easy installation of optional panels or (RA) and (RP) type rack mounting angles to make them adjustable from front to back of the enclosure. Made of heavy gauge steel with a white powder coat finish. Mounting hardware is included.

Catalog No.	Height (A)	Width (B)	Depth (C)	Depth (D)	Quantity Per Kit	Product Code	List Price
SCE-PSK24	2.00	0.50	21.00	24.25	4	C2	56.98
SCE-PSK32	2.00	0.50	29.00	32.25	4	C2	63.90




Panel Supports

### Side Mount Plate

Designed to provide extra mounting space on the sides of the enclosure. Can be securely attached to the mounting channels. Mounting hardware is included. Made of heavy gauge steel and powder coated white.


Catalog No.	Height (A)	Width (B)	Used in Enclosure Depth	Product Code	List Price
SCE-60P24WS	12.00	17.00	24.25	C2	61.28
SCE-60P32WS	12.00	25.50	32.25	C2	70.41



### Clamping Nuts

Clamping nuts with a #10-32 retained nut will fit all rack mounting angles and rack mounting frames, to provide tapped holes. Nuts are zinc plated.

Catalog No.	Quantity Per Kit	Product Code	List Price
SCE-CN1032	20	P2	32.31



Back to Work Station Accessory Guide

Phone (989) 799-6871  
Fax (989) 799-4524

