

Heavy Duty Free-Standing Stainless Steel Enclosures For Flange-Mounted Disconnects


Application -
Designed to house electrical equipment and provide protection from dirt, dust, oil and water and to house most standard type disconnects. For installation information, consult our Installation Manual at www.saginawcontrol.com.

- Construction -**
- 0.104" stainless steel Type 304.
 - Seams continuously welded and ground smooth.
 - Flange trough collar around all sides of door opening.
 - Body stiffeners in large enclosures for extra rigidity.
 - Heavy duty lifting eyes anchor into reinforced top.
 - Removable center posts permit easy sub-panel installation.
 - Stainless steel concealed hinges.
 - Black zinc die cast comproof/padlocking handle on main door with black zinc die cast padlocking handle on slave doors.
 - 3-point latching mechanism.
 - Black quarter turn latches as required.
 - Panel supports.
 - Large removable print pockets.
 - Oil-resistant gasket.
 - Removable sub-panels mount on collar studs.
 - Master door is far right-hand door on all enclosures.
 - Defeater on master door requires a screwdriver to open.
 - Mechanical interlock activated by master door prevents slave doors from being opened first. Doors can be dosed in any order.
 - Ground stud on door.

Disconnect switch (or circuit breaker) and operating mechanism are not furnished with enclosure.

Finish -
#4 brushed finish on all exterior surfaces. Sub-panels are powder coated white.

IS5 - Industry Standards -
NEMA Type 4, 4X, 12 & Type 13
UL Listed Type 4, 4X & 12
CSA Type 4, 4X & 12
IEC 60529 IP66



**Sub-panel included with enclosure. Replacement panels can be ordered. Prices found in the accessory section.

Back to
SS Free-Standing
Enclosures

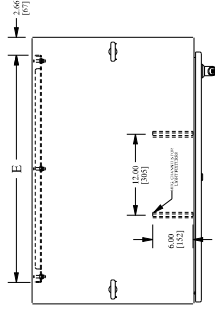
Phone (989) 799-6871
Fax (989) 799-4524



FREE-STANDING STAINLESS STEEL ENCLOSURES FOR FLANGE-MOUNTED DISCONNECTS

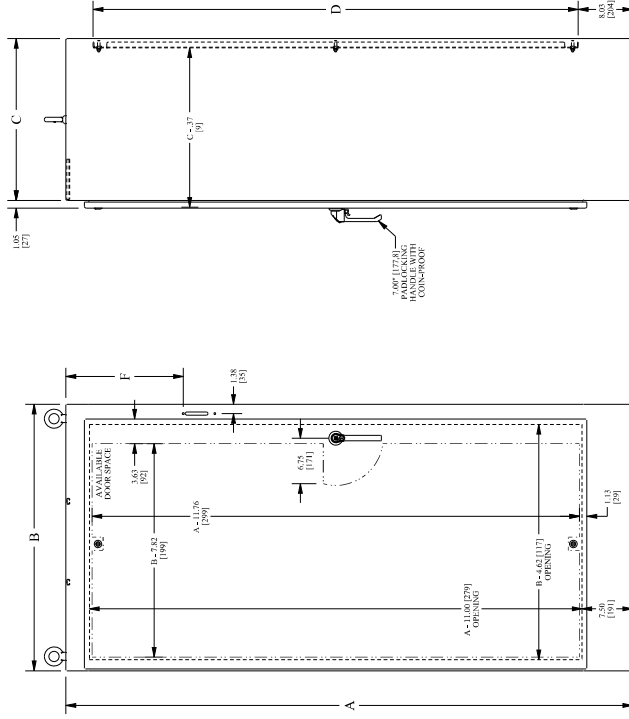
TECHNICAL DATA

SINGLE-DOOR ENCLOSURE



STANDARD DISCONNECTS:
F = 11.88 [301.7] when A = 72.00 [1828.8]
F = 17.38 [441.4] when A = 84.00 [2133.6]
F = 20.38 [517.6] when A = 90.00 [2286.0]

LATCH NOTES:
Omit center latch top and bottom of door when door width is < 30.00 [762]



Phone (989) 799-6871
Fax (989) 799-4524

