

Stainless Steel Extra Large 22.5 mm Hinged Pushbutton Enclosures

Application -
Designed to house standard pushbuttons, switches and pilot lights in wet and hoses down areas and in corrosive atmospheres. For installation information, consult our Installation Manual at www.saginawcontrol.com.

Construction -

- 0.063" stainless steel Type 304.
- Seams continuously welded and ground smooth.
- Captivated cover screws thread into sealed wells.
- 4-way pushbutton holes accept all brands of oil-light pushbuttons, switches and pilot lights. Hole diameter 0.87" (22.5 mm).
- Oil-resistant door gasket.
- Provisions for sub-panel.
- Ground stud on door.
- Cover attached with continuous hinge.

Options -


Can be ordered in Type 316/316L stainless steel.

Finish -

#4 brushed finish on all exterior surfaces. Optional sub-panels are powder coated white.

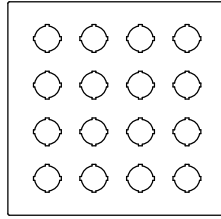
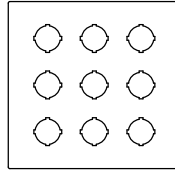
IS6 - Industry Standards -

- NEMA Type 4, 4X, 12 & Type 13
- UL Listed Type 4, 4X & 12
- CSA Type 4, 4X & 12
- IEC 60529 IP66



STAINLESS STEEL EXTRA LARGE 22.5 mm HINGED PUSHBUTTON ENCLOSURES

Catalog No.	ENCLOSURE PRODUCT CODE S1				SUB-PANEL (P3)			List Price	Panel Width (E)	Panel Height (D)	List Price
	Height (A)	Width (B)	Depth (C)	Standard	Industry	Catalog No.	Height (D)				
SCE-9PBHSSI	10.00	10.00	6.00	IS5	IS5	287.73	SCE-10P10	8.75	8.88	6.73	
SCE-16PBHSSI	12.00	12.00	6.00	IS5	IS5	491.20	SCE-12P12	10.75	10.88	9.08	



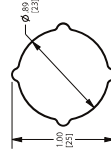
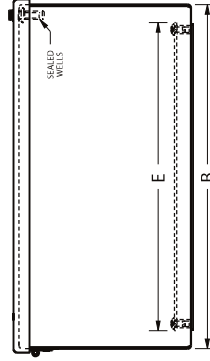
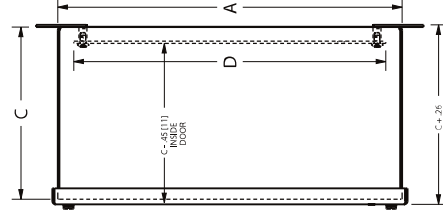
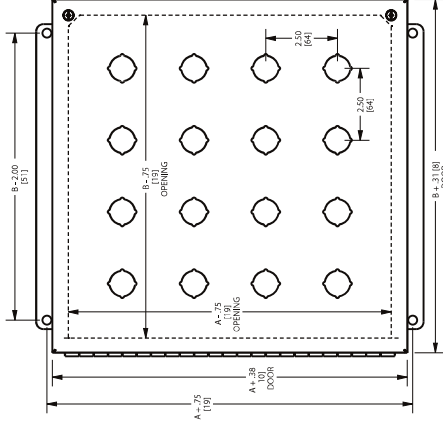
Back to
SS Wall-Mount
Enclosures

Phone (989) 799-6871
Fax (989) 799-4524



STAINLESS STEEL EXTRA LARGE 22.5 mm HINGED PUSHBUTTON ENCLOSURES

TECHNICAL DATA



STANDARD 4-WAY



Phone (989) 799-6871
Fax (989) 799-4524