

Overlapping Two-Door Enclosures

Application -
Designed to house electrical and electronic controls, instruments and components. Provides protection from dust, oil and water. For outdoor application a drip shield and drain holes are required. For installation information, consult our Installation Manual at www.saginawcontrol.com.

Construction -


- 0.104" carbon steel.
- Seams continuously welded and ground smooth, no holes or knockouts.
- Strong, rigid construction with body stiffeners.
- Gasketed overlapping doors eliminate need for center post.
- Black zinc die cast keylocking/padlocking handle.
- 3-point latching mechanism.
- Latch rods ramp shoes for easier door closing.
- Concealed hinge.
- Removable print pocket provided on door with 3-point latch.
- 12" removable floor stands.
- Heavy duty lifting eyes.
- Panel supports.
- Oil resistant door gasket.
- Collar studs for mounting optional sub-panel.
- Ground stud on door.

Finish -

ANSI-61 gray powder coated inside and out. Optional sub-panels are powder coated white.

IS3 - Industry Standards -
NEMA Type 3R, 12 & Type 13
UL Listed Type 3R & 12
CSA Type 3R & 12
IEC 60529 IP55

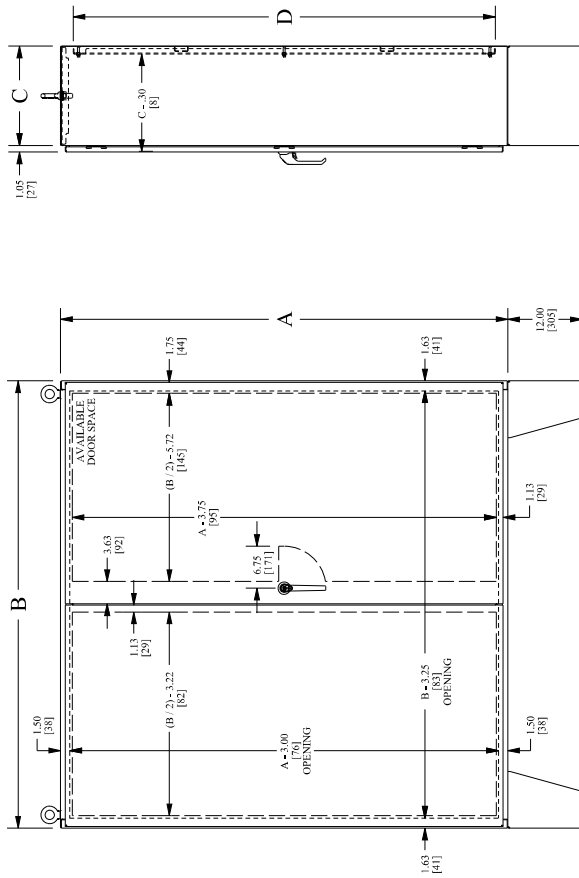
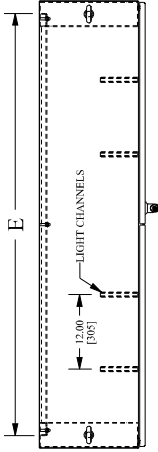
***Special Instructions apply for IS4 and IS6 to maintain the environmental rating of Type 3R for these parts. See the Special Instructions on the Industry Standards page in the Technical Information Section.



OVERLAPPING TWO-DOOR ENCLOSURES

Catalog No.	ENCLOSURE PRODUCT CODE A2				SUB-PANEL (P3)				
	Height (A)	Width (B)	Depth (C)	Industry Standard	Catalog No.	Panel Height (D)	Panel Width (E)	List Price	
SCE-604608LP	60.00	48.00	8.00	IS3	1,491.36	SCE-60P48	56.00	44.00	2683.38
SCE-604810LP	60.00	48.00	10.00	IS3	1,539.46	SCE-60P48	56.00	44.00	2683.38
SCE-604812LP	60.00	48.00	12.00	IS3	1,587.57	SCE-60P48	56.00	44.00	2683.38
SCE-604816LP	60.00	48.00	16.00	IS3	1,681.26	SCE-60P48	56.00	44.00	2683.38
SCE-604824LP	60.00	48.00	24.00	IS3	1,873.69	SCE-60P48	56.00	44.00	2683.38
SCE-606010LP	60.00	60.00	10.00	IS3	1,724.30	SCE-60P60	56.00	56.00	331.68
SCE-606012LP	60.00	60.00	12.00	IS3	1,777.47	SCE-60P60	56.00	56.00	331.68
SCE-606016LP	60.00	60.00	16.00	IS3	1,883.81	SCE-60P60	56.00	56.00	331.68
SCE-606024LP	60.00	60.00	24.00	IS3	2,086.51	SCE-60P60	56.00	56.00	331.68
SCE-726010ULP	72.00	60.00	10.00	IS3	1,972.44	SCE-72P60	68.00	56.00	394.98
SCE-726012ULP	72.00	60.00	12.00	IS3	2,033.21	SCE-72P60	68.00	56.00	394.98
SCE-726016ULP	72.00	60.00	16.00	IS3	2,152.21	SCE-72P60	68.00	56.00	394.98
SCE-726024ULP	72.00	60.00	24.00	IS3	2,395.28	SCE-72P60	68.00	56.00	394.98
SCE-727210ULP	72.00	72.00	10.00	IS3	2,197.78	SCE-72P72	68.00	68.00	470.93
SCE-727212ULP	72.00	72.00	12.00	IS3	2,263.61	SCE-72P72	68.00	68.00	470.93
SCE-727216ULP	72.00	72.00	16.00	IS3	2,395.28	SCE-72P72	68.00	68.00	470.93
SCE-727224ULP	72.00	72.00	24.00	IS3	2,658.62	SCE-72P72	68.00	68.00	470.93

TWO DOOR ENCLOSURES TECHNICAL DATA



Phone (989) 799-6871
Fax (989) 799-4524



Phone (989) 799-6871
Fax (989) 799-4524

