

PANELS (FULL & HALF LENGTH) FOR SINGLE-DOOR ENCLOSURES

Panels for single-door enclosures can be positioned anywhere along the horizontal mounting channels. Half-length panels can be located in the upper or lower portion of the enclosure. Mounting hardware is included. Made of heavy gauge steel and powder coated white. GALV panels made of galvanized steel.

Catalog No.	Panel Height	Panel Width	Enclosure Height	Enclosure Width	Product Code
Full Panel					
SCE-60P24F1	48.00	20.00	60.00	24.00	P3
SCE-60P36F1	48.00	32.00	60.00	36.00	P3
SCE-72P24F1	60.00	20.00	72.00	24.00	P3
SCE-72P30F1	60.00	26.00	72.00	30.00	P3
SCE-72P36F1	60.00	32.00	72.00	36.00	P3
SCE-90P24F1	78.00	20.00	90.00	24.00	P3
SCE-90P36F1	78.00	32.00	90.00	36.00	P3
SCE-72P30FIGALV	60.00	26.00	72.00	30.00	P3
SCE-72P36FIGALV	60.00	32.00	72.00	36.00	P3
Half Panel					
SCE-60P24F2	24.88	20.00	60.00	24.00	P3
SCE-60P36F2	24.88	32.00	60.00	36.00	P3
SCE-72P24F2	30.88	20.00	72.00	24.00	P3
SCE-72P30F2	30.88	26.00	72.00	30.00	P3
SCE-72P36F2	30.88	32.00	72.00	36.00	P3
SCE-90P24F2	39.88	20.00	90.00	24.00	P3
SCE-90P36F2	39.88	32.00	90.00	36.00	P3

PANELS (FULL & HALF LENGTH) FOR TWO-DOOR ENCLOSURES

Panels for two-door enclosures can be positioned anywhere along the horizontal mounting channels. Half-length panels can be located in the upper or lower portion of the enclosure. Mounting hardware is included. Made of heavy gauge steel and powder coated white. GALV panels made of galvanized steel.

Catalog No.	Panel Height	Panel Width	Enclosure Height	Enclosure Width	Product Code
Full Panel					
SCE-60P48F1	48.00	44.00	60.00	48.00	P3
SCE-72P48F1	60.00	44.00	72.00	48.00	P3
SCE-72P60F1	60.00	56.00	72.00	60.00	P3
SCE-72P72F1	60.00	68.00	72.00	72.00	P3
SCE-90P48F1	78.00	44.00	90.00	48.00	P3
SCE-90P72F1	78.00	68.00	90.00	72.00	P3
SCE-72P60FIGALV	60.00	56.00	72.00	60.00	P3
SCE-72P72FIGALV	60.00	68.00	72.00	72.00	P3
SCE-90P72FIGALV	78.00	68.00	90.00	72.00	P3
Half Panel					
SCE-72P48F2	30.88	44.00	72.00	48.00	P3
SCE-72P60F2	30.88	56.00	72.00	60.00	P3
SCE-72P72F2	30.88	68.00	72.00	72.00	P3
SCE-90P48F2	39.88	44.00	90.00	48.00	P3
SCE-90P72F2	39.88	68.00	90.00	72.00	P3

SIDE MOUNT PANELS


Designed to provide extra mounting space on the side of an enclosure. Can be securely attached to the mounting channels. Plated mounting hardware is supplied. Bent on vertical sides. Made of heavy gauge steel and powder coated white.

Catalog No.	Panel Height	Panel Width	Enclosure Height	Enclosure Depth	Product Code
SCE-60SMP14	48.00	14.00	60.00	18.00	P3
SCE-72SMP14	60.00	14.00	72.00	18.00	P3
SCE-72SMP20	60.00	20.00	72.00	24.00	P3
SCE-90SMP14	78.00	14.00	90.00	18.00	P3
SCE-90SMP20	78.00	20.00	90.00	24.00	P3
SCE-90SMP30	78.00	30.00	90.00	36.00	P3



FREE-STANDING ENCLOSURE ACCESSORIES

Catalog No.	Panel Height	Panel Width	Enclosure Height	Enclosure Width	Product Code
Full Panel					
SCE-72SP24F3	60.00	18.81	72.00	24.00	P2
SCE-72SP30F3	60.00	24.81	72.00	30.00	P2
SCE-72SP36F3	60.00	30.81	72.00	36.00	P2
SCE-90SP36F3	78.00	30.81	90.00	36.00	P2
Half Panel					
SCE-72SP24F4	30.88	18.81	72.00	24.00	P3
SCE-72SP30F4	30.88	24.81	72.00	30.00	P2
SCE-72SP36F4	30.88	30.81	72.00	36.00	P2
SCE-90SP36F4	39.88	30.81	90.00	36.00	P2



SWING-OUT PANELS

Panels are available full length and half length and can be mounted on either side of the enclosure. Panels have heavy gauge steel support frames and concealed hinges to allow the panel to swing completely out of the enclosure. Mounting hardware is included. Made of heavy gauge steel and powder coated white. For technical information, consult our Installation Manual at www.saginawcontrol.com.

Catalog No.	Panel Height	Panel Width	Enclosure Height	Enclosure Width	Product Code
SCE-FSPS4	Set of 4				P2
SCE-FSPS6	Set of 6				P2
SCE-FSPS8	Set of 8				P2


INDIVIDUAL PANEL SUPPORTS

Individual panel supports are available for additional equipment mounting. All mounting hardware included. Made of heavy gauge steel and plated.

Catalog No.	Panel Height	Panel Width	Enclosure Height	Enclosure Width	Product Code
SCE-7230SOF19	33.00	72.00	30.00		P2
SCE-7236SOF19	33.00	72.00	36.00		P2
SCE-9036SOF19	43.00	90.00	36.00		P2

SWING-OUT RACK MOUNTING FRAMES

Designed for mounting 19.00" rack-mounting equipment. The frame pivots within the enclosure for access to the back of the mounted equipment. A nylon bearing allows easy movement. Quick release latches hold the frame closed. One clip nut package (CN1032) is included. Made of heavy gauge steel and powder coated white. For technical information, consult our Installation Manual at www.saginawcontrol.com.



Catalog No.	Panel Height	Panel Width	Enclosure Height	Enclosure Width	Product Code
SCE-14RMW	6.00	35.00	14.00	18.00	P2
SCE-20RMW	6.00	35.00	20.00	24.00	P2

REMOVABLE WIRE COVER

Designed to cover the wires in the bottom of the enclosure. One wire cover required per door. Mounting hardware is included. Made of heavy gauge steel and powder coated white.



RACK MOUNTING ANGLE (TYPE RA) - "U SHAPE"

Designed for mounting 19 inch and 24 inch rack mount equipment. Available in pairs of full length angles with mounting holes. Use clip nut package (CN1032) to provide tapped holes. Mounting hardware is supplied. Made of heavy gauge steel and powder coated white.


Catalog No.	Angle Length	Enclosure Height	Enclosure Width	Rack Size	Product Code
SCE-60RA19TH	49.00	60.00	24.00	19	P2
SCE-72RA19TH	61.25	72.00	24.00	19	P2
SCE-72RA24TH	61.25	72.00	30.00	24	P2
SCE-90RA19TH	78.75	90.00	24.00	19	P2



RACK MOUNTING ANGLE (TYPE RP) - "L SHAPE"

Designed for mounting 19 inch and 24 inch rack mount equipment. Available in pairs of full length angles with mounting holes. Use clip nut package (CN1032) to provide tapped holes. Mounting hardware is supplied. Made of heavy gauge steel and powder coated white.

Catalog No.	Angle Length	Enclosure Height	Enclosure Width	Length	Rack Size	Product Code
SCE-60RP24F5	49.00	60.00	24.00	Full	19	P2
SCE-72RP24F5	61.25	72.00	24.00	Full	19	P2
SCE-72RP30F5	61.25	72.00	30.00	Full	24	P2
SCE-90RP24F5	78.75	90.00	24.00	Full	19	P2
SCE-60RP24F6	26.25	60.00	24.00	Half	19	P2
SCE-72RP24F6	31.50	72.00	24.00	Half	19	P2
SCE-72RP30F6	31.50	72.00	30.00	Half	24	P2
SCE-90RP24F6	40.25	90.00	24.00	Half	19	P2



RACK FILLER PANEL

Made of heavy gauge steel with black textured powder coat finish.

Catalog No.	Height	Width	Product Code
SCE-19-1U	1.75	19.00	P2
SCE-19-2U	3.50	19.00	P2
SCE-19-3U	5.25	19.00	P2

CLAMPING NUTS

Clamping nuts with a #10-32 retained nut will fit all rack mounting angles and rack mounting frames, to provide tapped holes. Nuts are zinc plated.

Catalog No.	Qty Per Kit	Product Code
SCE-CN1032	20	P2

CHANNEL NUTS

Designed for use in free-standing enclosures to allow mounting of additional equipment. Nuts are zinc plated.

Catalog No.	Description	Qty Per Kit	Product Code
SCE-PS1420CN	1/4 - 20 Strut Nut	20	P2
SCE-PS3816CN	3/8 - 16 Strut Nut	20	P2

CHANNEL NUT KIT

Designed for use with the light channels on the inside top of SCE larger enclosures to allow easy installation of lights. Nuts are zinc plated.

Catalog No.	Description	Qty Per Kit	Product Code
SCE-PS1032CN	10-32 Channel Nut	20	P2



FREE-STANDING ENCLOSURE ACCESSORIES

Heavy-Duty Panel Supports

Catalog No.	Enclosure Height	Support Length	Product Code
SCE-60FSHDPS	60.00	57.25	P2
SCE-72FSHDPS	72.00	69.25	P2
SCE-90FSHDPS	90.00	87.25	P2

Available in pairs to mount panels when heavy equipment is installed on the panels. Panel mounting studs are adjustable so a panel of any height can be mounted. Used in place of individual supports. Mounting hardware furnished with enclosures. Made of heavy gauge steel and powder coated white. For technical information consult our Installation Manual at www.saginawcontrol.com.

Center Panel Supports

Catalog No.	Enclosure Height	Product Code
SCE-60FSCPS	60.00	P2
SCE-72FSCPS	72.00	P2
SCE-90FSCPS	90.00	P2

Designed to be installed in any two-door single access or dual access free-standing enclosure. For installation of panels, swing-out panels, rack mounting angles, and swing-out rack mounting frames. The center panel support can be positioned from front to back in the enclosure. Plated mounting hardware is supplied. Made of heavy gauge steel and powder coated white. For technical information consult our Installation Manual at www.saginawcontrol.com.

Center Panel

Catalog No.	Enclosure Height	Product Code
SCE-72FSCS	72.00	P2
SCE-90FSCS	90.00	P2

Designed to attach to the top and bottom mounting channels of the enclosure. Provides support for full and half panels in any free-standing two-door enclosure. Can be positioned from front to back in the enclosure. Can be used with heavy duty panel supports to use panels of various heights. Mounting hardware is included. Made of heavy gauge steel and powder coated white.

SCE-**-FSHDPS



SCE-**-FSCPS



SCE-**-FSCS

